

Business Operations and Partnerships Department

Director of Business Operations & Partnerships: Louise Pringle

Council Headquarters, Eastwood Park, Giffnock, East Renfrewshire, G46 6UG

Phone: 0141 577 3000 Fax: 0141 577 3129

website: www.eastrenfrewshire.gov.uk

Date: 26 August 2025

When calling please ask for: John Burke (Tel. No 0141-577-3026)

e-mail: john.burke@eastrenfrewshire.gov.uk

TO: Councillors O O'Donnell (Chair); A Anderson (Vice Chair); C Bamforth; D Devlin; K Pragnell; and G Wallace.

CABINET (POLICE & FIRE)

A meeting of the Cabinet (Police and Fire) will be held in the Council Chamber, Council Headquarters, Eastwood Park, Giffnock on **Thursday, 4 September 2025 at 10.00am.**

The agenda of business is as shown below.

Louise Pringle

L PRINGLE

DIRECTOR OF BUSINESS OPERATIONS & PARTNERSHIPS

AGENDA

1. Report apologies for absence.
2. Declarations of Interest.
3. Police Scotland - Performance Report for the First Quarter of 2025/26 - Report by Divisional Commander (pages 3 – 4).
4. Scottish Fire and Rescue Service (SFRS) - Performance Report for the First Quarter of 2025/26 – Report by Group Commander (copy attached, pages 5 – 18).

For information on how to access the virtual meeting, please e-mail:-
john.burke@eastrenfrewshire.gov.uk

A recording of the Council meeting will also be available following the meeting on the Council's YouTube Channel <https://www.youtube.com/user/eastrenfrewshire/videos>

This document can be explained to you in other languages and can be provided in alternative formats such as large print and Braille. For further information, please contact Customer First on 0141 577 3001 or email
customerservices@eastrenfrewshire.gov.uk

Keeping People Safe in East Renfrewshire

Introduction



As Local Police Commander I am pleased to provide this report which relates to our performance and policing priorities for Q1 of the financial year 2025-26. The information contained within this report is an opportunity to provide an overview of the impact on policing and our performance as we enter a new financial year. This period we experienced higher temperatures in spring and the hot weather continued into the summer providing our communities an opportunity to explore and enjoy the parks and countryside that East Renfrewshire has to offer.

Our school engagement officers had early interaction with our school leavers on the lead up to end of term, previously we encountered challenges with youth disorder and antisocial behaviour around this period however it passed without issue.

Improving our response to domestic abuse and violence against women and girls is a priority and we continue to see an increase in reports of domestic incidents with societal attitude changing and an increased confidence in reporting.

In Q1 we were grateful to receive inputs to local officers from ASSIST specialist domestic abuse court advocacy service to raise awareness of the service and improve our person-centred approach.

You will see from the report that theft by shoplifting continues to blight our retailers, and this is an area of focus nationally. In April Police Scotland received additional funding of £3m from Scottish Government to establish a Retail Crime Taskforce. The Taskforce was launched to tackle retail crime across the country, working closely with key stakeholders to prevent this type of crime occurring and creating a safer environment for retail staff and customers.

Public Protection

Reporting of sexual crimes is increasing nationally, in East Renfrewshire we have seen 48 offences recorded this quarter, this is an increase of 5 from the same period last year.

It is encouraging to see the increase in the reporting of non-recent offences, and I am sure national media coverage of such crimes and support from partner agencies is giving survivors the courage to come forward and report.

Local Policing Priority: Crime (Sexual Offences)

Local Policing Priority: Crime (Violent Crime)

Tackling domestic abuse and violence against women and girls remains a priority for Police Scotland. Domestic incidents have increased this period. This has resulted in 167 incidents which is an increase of 7% compared to the same period last year. 59% of these incidents were non-criminal in nature, as a result there were 68 criminal domestic abuse incidents recorded. Criminal domestic incidents are 28% higher than the same period last year.

In this quarter 115 domestic abuse crimes were recorded, of which 88 crimes have been detected resulting in a 77% detection rate.

East Renfrewshire

Local Police Plan (2023-2026)

Quarterly Report (2025-26 Q1: April to June 2025)

Acquisitive Crime

We understand the impact housebreaking has on victims and work closely with key partners and our communities to provide all relevant crime prevention advice and security information.

I am pleased to report that housebreakings to domestic and non-dwelling premises have continued to fall in this quarter. There have been 14 housebreakings or attempts in East Renfrewshire which is 32% less than the 5 year average.

This quarter has seen the total number of motor vehicles stolen increase slightly. With 1 additional report compared to the same period last year bringing the total to 13.

Our Local Problem Solving Team (LPST) have undertaken a campaign reminding vehicle owners and especially commercial vehicle owners to be vigilant and apply best practice with regards vehicle security. This has resulted in a 33% reduction in theft from a motor vehicle compared to last year.

Local Policing Priority: Crime (Crimes of Dishonesty)

Fairer East Ren Plan: Reducing social isolation, loneliness & increasing safety

We continue to see national increases in theft by shoplifting, and this is mirrored in East Renfrewshire where there has been an increase of 14% compared to last year. We are working in partnership with our national resources and external partners to reduce this.

Last year we went against the national trend for fraud and saw a reduction within East Renfrewshire. This has continued into the next quarter with us maintaining the 5 year average. Our LPST have undertaken an analytical review of the types of offence and those most likely to be targeted. LPST are rolling out a programme of events aimed at a targeted audience within East Renfrewshire over the next few months.

Drug Dealing & Use

Local Policing Priority: Crime (Drug Supply & Manufacture)

Fairer East Ren Plan: Reducing social isolation, loneliness & increasing safety

Detecting drug offences across East Renfrewshire is a result of proactive policing and community support. I can report that we have recorded 29 offences of drug possession this year. We will continue to deploy local and national resources to target areas of greatest concern whilst working with our partners to tackle the public health concerns around drugs.

Violent Crime

Local Policing Priority: Crime (Violent Crime; Disorder & Antisocial behaviour)

Fairer East Ren Plan: Reducing social isolation, loneliness & increasing safety

There were 176 non-sexual crimes of violence recorded for this period. This is 27% higher than the same period last year.

Included within these offences, we have seen common assaults on emergency workers increase by 110% on the 5-year average to 24 offences this quarter. This follows on from the Scottish Police Federations Relentless campaign.

Common assaults have increased by 9 compared to last year bringing the total to 120 for the quarter. We have recorded the highest detection rate in the past 5 years with over 67% of crimes being detected.

Robbery (including assault with intent to rob) has reduced by 25% with 3 being reported this year.

Anti-social behaviour & Disorder

The first quarter of this year saw complaints regarding disorder reduce, there has been a 10% drop in complaints compared to the same period last year.

The number of hate crimes has increased by 4 to 24 compared to the same quarter last year. Our detection rate remains high at 79% and we continue to monitor these offences to identify any trends, victim groups or areas of concern.

Local Policing Priority—Crime (Disorder & Antisocial behaviour)

Fairer East Ren Plan—Reducing social isolation, loneliness & increasing safety

We continue to work with our partners to reduce anti-social behaviour within our communities. Vandalism has reduced by 28% compared to the same period as last year.

Fire-raising has increased compared to last year with 14 being reported in this quarter which is slightly above the 5-year average. We continue to work with our partners on diversionary activities to provide prevention and educational inputs to address this.

During this quarter officers carried out enquiries into 22 missing persons reports, 12 of which were adults, 1 cared for young person and 9 children. Their ages ranged between 13-80 years old. All persons were traced safe and well. We utilised 3,283 police resourcing hours totalling a cost of £78, 135 in efforts to trace these missing persons. 2 were graded high risk, 19 medium and 1 low.

Please be aware that the data provided in this report is for information purposes to allow Board Members to conduct their scrutiny responsibilities.

Due to year end reconciliation processes it is not appropriate that the figures referred to in the report are used as official statistics.

CRIME

Our Area of Focus: Violent Crime

During this quarter police were contacted to attend an ongoing disturbance within a local supermarket in the Barrhead area. On police attendance a 14 year old male was found in possession of a knife, the male was arrested and charged.

In May a 19 year old male was seriously assaulted in the Thornliebank area. Colleagues from our Criminal Investigation Department supported enquiries, identifying a 16 year old male who was arrested and charged with serious assault and possession of a bladed article.

In June officers were called to an ongoing disturbance on a street in Giffnock. A 50 year old male had been assaulted and robbed of his phone. Police attended at the incident and traced a 49 year old male who was arrested, and charged with multiple offences.

Our Area of Focus: Drug Supply and Manufacture

In April police were on proactive patrol within the Clarkston area, during this time an 18 year old male was found in possession of Class A and Class B drugs. The male was cautioned and charged and reported for drug offences.

In May of this quarter, serious and organised crime officers conducted a property search under warrant in the Barrhead area. During this search over 100 cannabis plants were seized as part of a wider cannabis cultivation. A 21 year old male was arrested and charged with being concerned in the production and supply of a controlled drug. The male was held custody for court the next day.

Our Area of Focus: Crimes of Dishonesty

In May police received a report of a housebreaking at a restaurant in the Giffnock area where a quantity of alcohol and cash was stolen from within. Our Community Investigation Unit assisted with the enquiry and a 52 year old male was later arrested and charged with theft by housebreaking and held custody for court.

In June police were flagged down by staff from a local store in the Barrhead area to advise them a male shoplifter had just made off. Police traced the male following a foot pursuit. A 38 year old male was subsequently arrested and cautioned and charged with theft by shoplifting from 2 local shops.

During this quarter local officers and trading standards partners attended venues throughout the council area as part of our yearly "scam van" initiative. Officers have also continued to deliver bespoke inputs and drop-in sessions for our community's most vulnerable residents.

PROTECTING VULNERABLE PEOPLE

Our Area of Focus: Vulnerable Road Users

Throughout this quarter officers have continued to influence driver behaviour by undertaking speed checks. These checks have resulted in enforcement for breaching speed limits and education of drivers around the risks of speed. Road safety remains a local priority and we will continue to use enforcement when proportionate.

In April police were called to a road traffic collision in the Clarkston area whereby a vehicle collided with parked cars. The 62 year old female driver was found to be under the influence of alcohol whilst driving. She was arrested and charged for drink driving.

In June officers were on mobile patrol in Giffnock when they stopped a car for no insurance. A 28 year old male driver was found to be under the influence of cannabis and failed the drug swipe. The male was arrested and charged with various road traffic offences and possession of controlled drugs.

Our Area of Focus: Domestic Abuse – Adult Protection – Child Protection

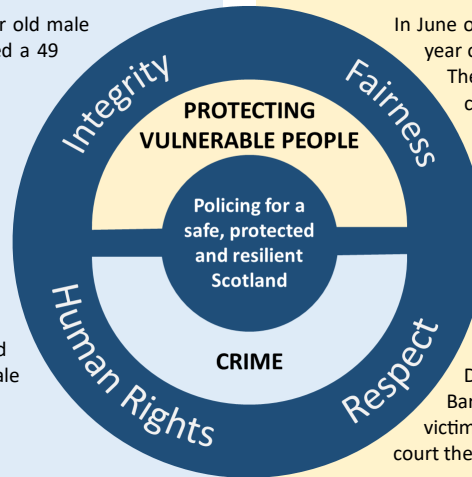
In May police received a non-recent report of a sexual assault that had taken place within a workplace. Following extensive enquiry further females came forward to report various non recent incidents occurring over several years. A 43 year old male was subsequently arrested and charged with multiple offences to appear at court on a later date.

During this quarter police received a report of an ongoing domestic incident within the Barrhead area. Police attended immediately and traced the male offender and the female victim. A 45 year old male was arrested and charged with domestic assault and held custody for court the next lawful day.

Our Area of Focus: Young People

In April of this quarter police supported partners in the safe delivery of school leavers days. Our school engagement officers worked within high schools to address concerns surrounding underage drinking and proxy sales. Specialist resources from our mounted unit attended to provide a presence in open spaces and reinforce safety messaging. Young people engaged well with police and partners and minimal disruption was caused to other persons utilising the open spaces.

Police school engagement officers continue to provide support to young persons within the school environment. They have been delivering inputs to high school students on the dangers of carrying knives, drug and alcohol misuse and fire raising. They also engaged with primary 7 students providing advice and support in their transition to high school.



CONCLUSION

As the Local Policing Commander for East Renfrewshire, I am pleased to present the Cabinet Report for the first quarter of the year 2025/26.

As outlined in this Cabinet Report, East Renfrewshire is maintaining its place as one of the safest places to work and live in Scotland. Our multi-agency approach will be key to delivering and maintaining this environment as we move forward in the new financial year. I look forward to building on this successful approach in the year ahead. Thank you for your continued support.

Chief Superintendent Emma Croft
Divisional Commander



East Renfrewshire

The Police & Fire Cabinet

2025-26 Q1

Scrutiny Report



SCOTTISH
FIRE AND RESCUE SERVICE
Working together for a safer Scotland

**Working together
for a safer Scotland**

- East Renfrewshire
- The Police & Fire Cabinet
- 2025-26 Q1

East Renfrewshire
The Police & Fire Cabinet

2025-26 Q1
Scrutiny Report

Contents









1	Summary	Page 3
2	Trends	Page 4
3	Accidental Dwelling Fires (ADFs)	Page 5
4	Accidental Dwelling Fire Casualties	Page 6
5	Non-Fire Casualties	Page 7
6	Deliberate Fires	Page 8
7	Non-Domestic Fires	Page 9
8	Unwanted Fire Alarm Signals (UFAS)	Page 10
9	Road Traffic Collisions (RTCs)	Page 11
10	Home Fire Safety Visits (HFSVs)	Page 12
11	Fire Safety Enforcement	Page 12
12	Community Safety & Engagement	Page 13
13	Glossary of Terms	Page 14

About the statistics within this report

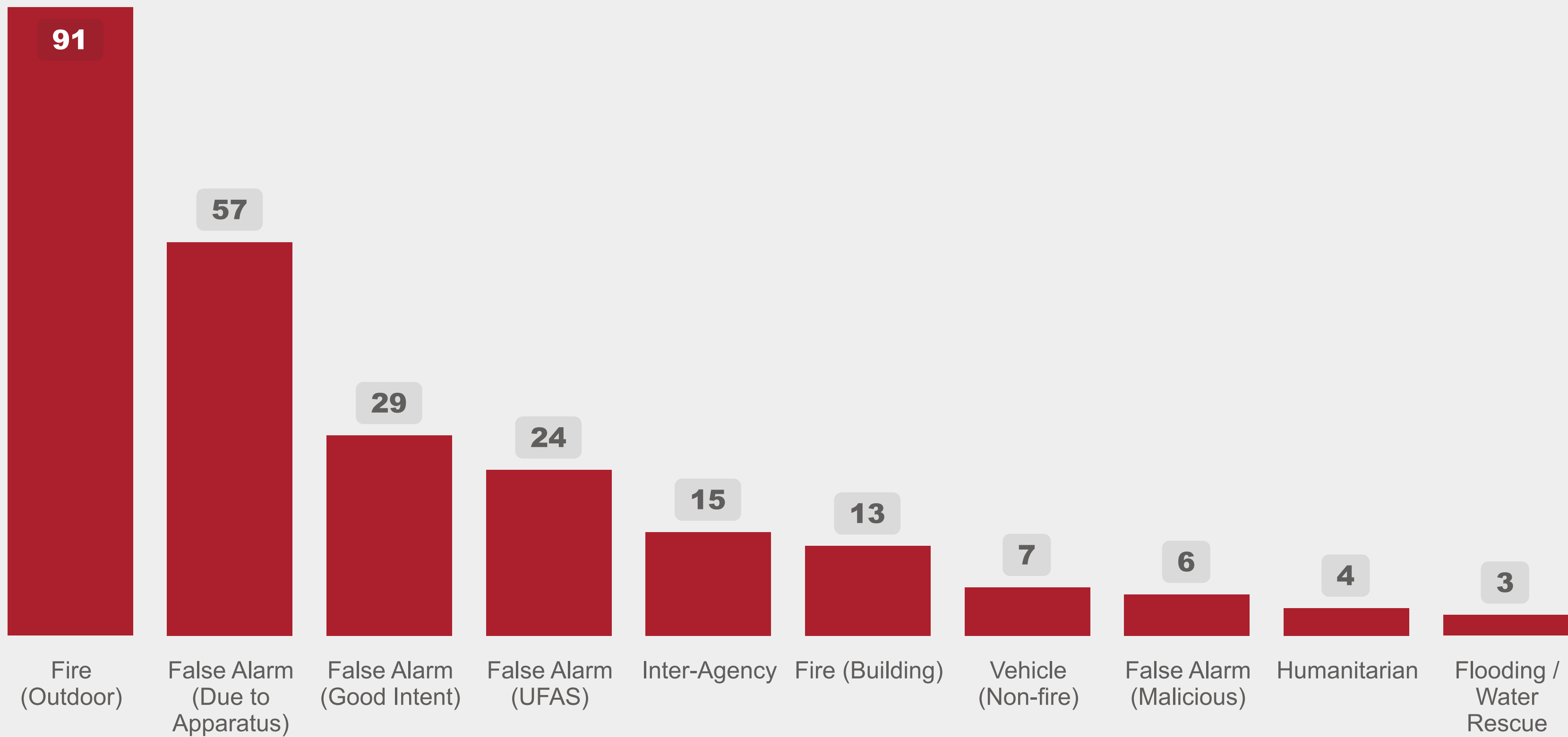
The activity totals and other statistics quoted within this report are published in the interests of transparency and openness. They are provisional in nature and subject to change as a result of ongoing quality assurance and review. Because all statistics quoted are provisional there may be a difference in the period totals quoted in our reports after local publication which result from revisions or additions to the data in our systems. The Scottish Government publishes official statistics each year which allow for comparisons to be made over longer periods of time.

1. Summary

2025-26 Q1

 254 Total Incidents (Incl. Incompletes)	 106 Fires	 32 Non-Fire Incidents	 116 False Alarms	 24 UFAS
 7 People Rescued by Firefighters	 0 People Receiving First Aid or Hospital Treatment (Fires)	 0 Fire Fatalities	 9 People Receiving First Aid or Hospital Treatment (Non-Fire)	 0 Non-Fire Fatalities
 Home Fire Safety Visits	 Fire Safety Audits			

Top 10 Incident Types



In Quarter 1 of 2025-26 SFRS attended a total of 254 incidents up from 248 in the same quarter last year, an increase of 2%. A further breakdown of incident statistics is shown below; all figures are compared to the same quarter in 2024/25:

Fires: Increased from 74 to 106 — an increase of 30%

Non-Fire Incidents: decreased from 44 to 32 — a decrease of 28%.

False Alarms: decreased from 130 to 116 — a decrease of 11%

Unwanted Fire Alarm Signals (UFAS) Increased from 22 to 24 from — an Increase of 8%

Rescues by Firefighters: decreased from 12 to 10 — a reduction of 17%

Fire-Related Hospital Treatments decreased from 1 to 0 — a reduction of 100%

Fire Fatalities: Reduced from 1 last year to 0 this year - a decrease of 100%

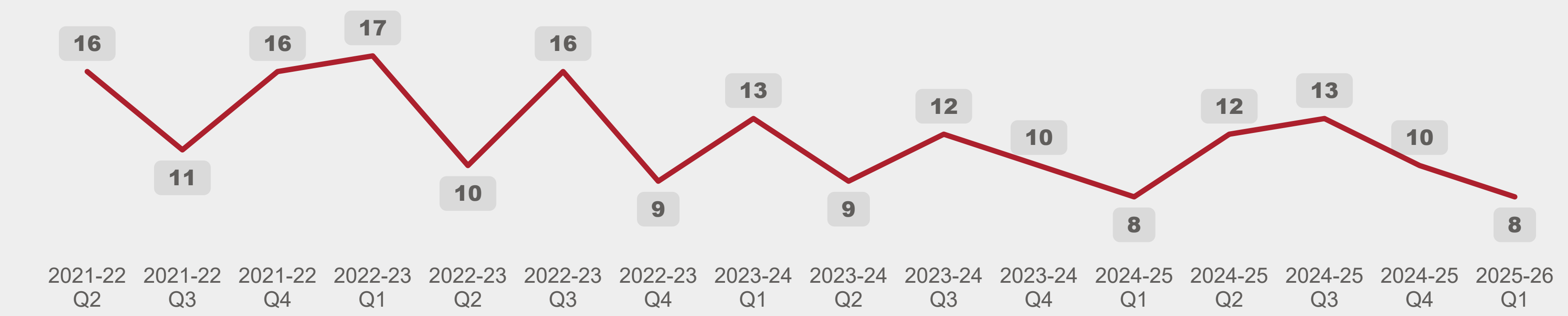
First Aid / Hospital Treatment (all incidents): Increased from 4 to 9 — an increase of 56%

Non-Fire Fatalities: Reduced from 1 last year and 0 this year — a decrease of 100%

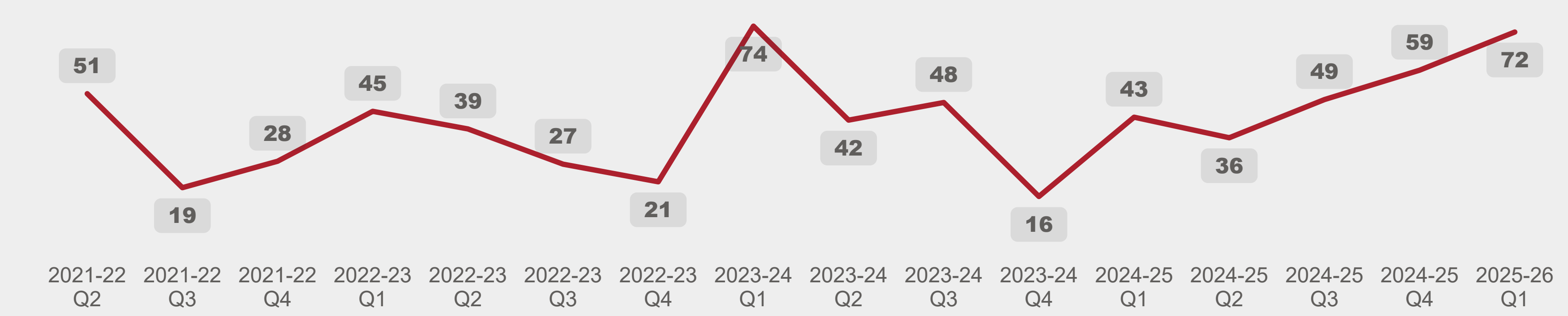
2. Trends

Previous 16 quarters (4 years)

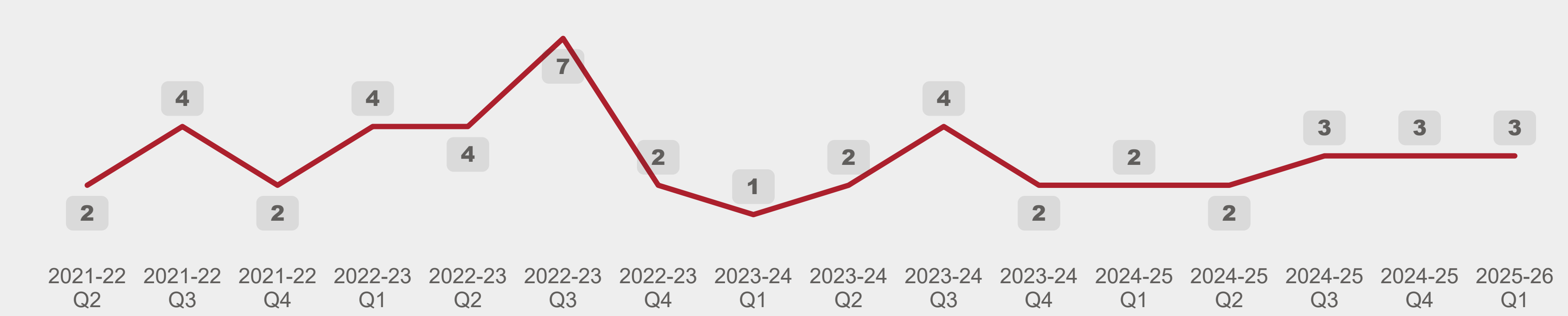
Accidental Dwelling Fires



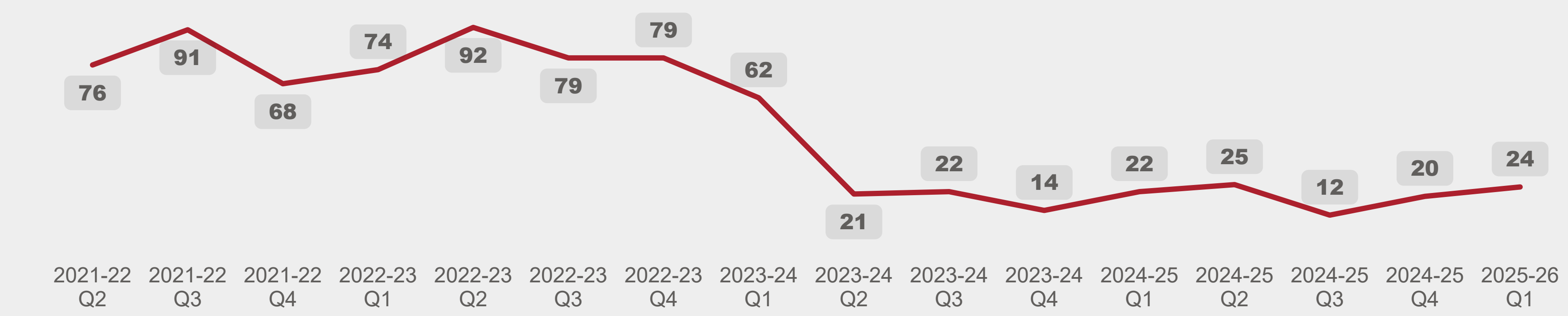
Deliberate Fires



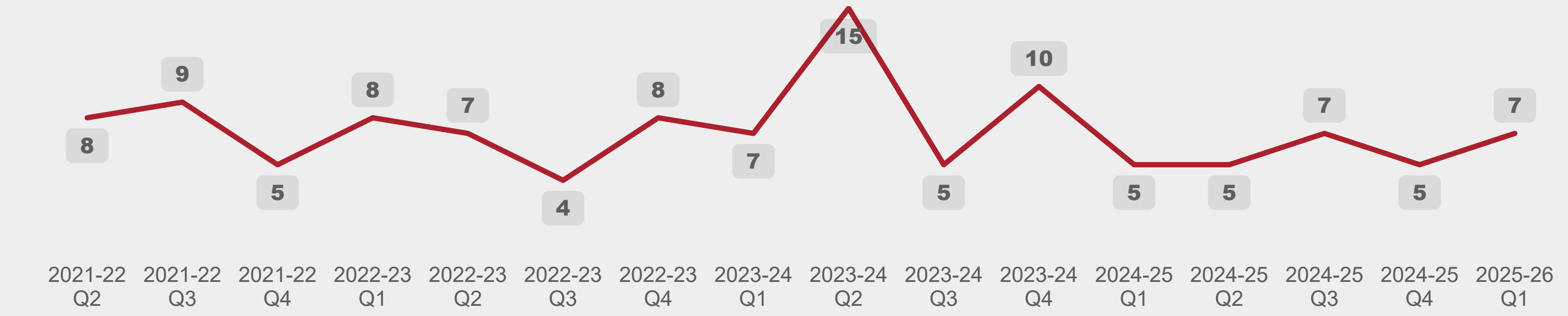
Non-Domestic Fires



Unwanted Fire Alarm Signals



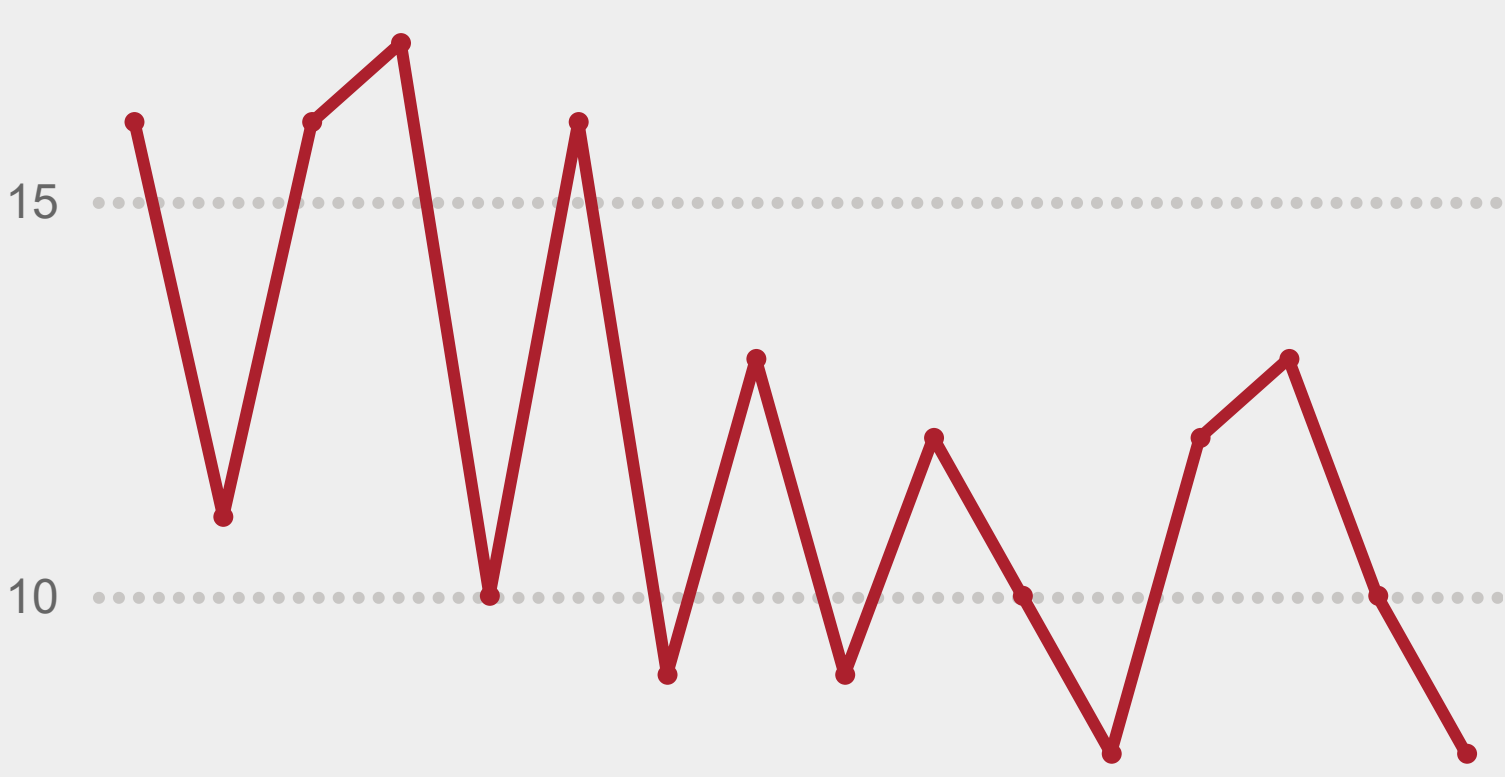
Road Traffic Collisions



3. Accidental Dwelling Fires

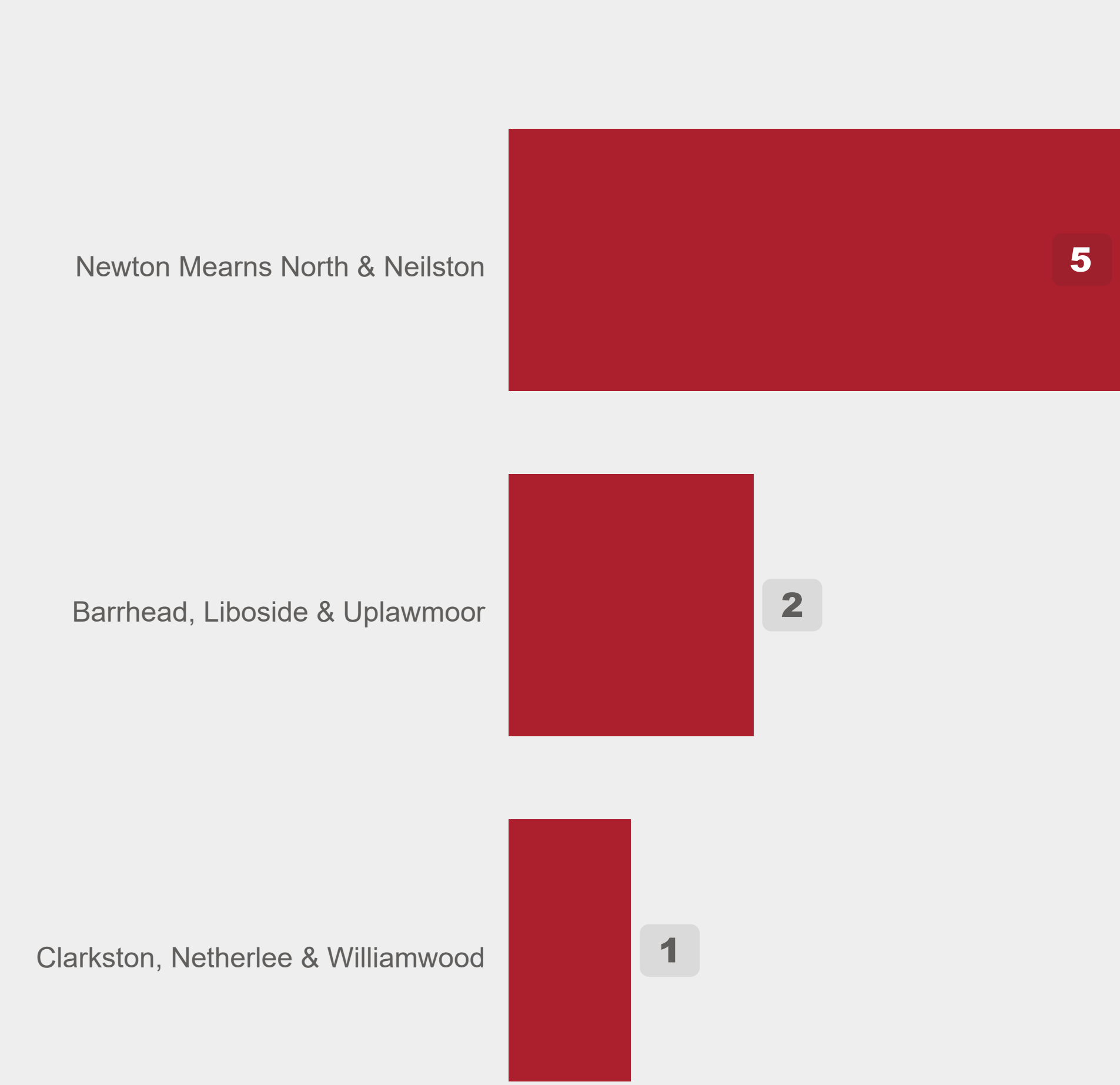
2025-26 Q1

Trend by Quarter (4 years)



Extent of Damage	Incidents
Limited to room of origin	4
Not applicable	3
Whole building	1

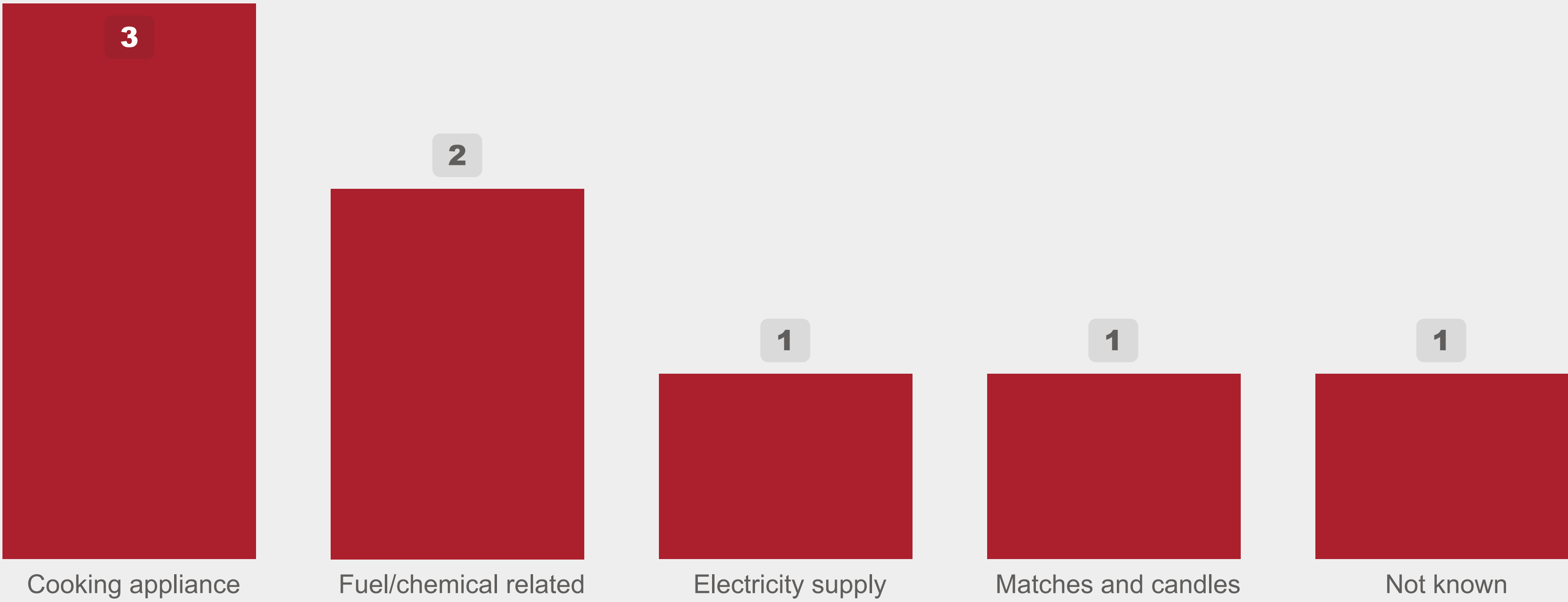
Incidents by Ward



8

Accidental Dwelling Fires in this period

Source of Ignition (Top 10)



We attended 8 Accidental Dwelling Fires in Q1 which is the same amount as this period last year with the main cause being cooking appliances. As highlighted in the table above, most of the fires were limited to the room of origin with 3 having no damage at all and one where the whole building was impacted. Our crews continue to conduct Post Domestic Incident Responses following all incidents in domestic premises as well as targeted initiatives, provide advice and carry out HFSV on request and through partnership referrals, to reduce this type of incident. It is also encouraging to note that all properties involved had working smoke detection which raised the alarm.

Trend by Quarter (4 years)



Casualties by Ward

Nature of Injury/Cause of Death	Casualties
	▼

0

Non-Fatal Casualties

0

Fatal Casualties

0

People Rescued by Firefighters

Extent of Harm (Non-Fatal)



0

First Aid Given at Scene



0

Hospital Slight Injuries



0

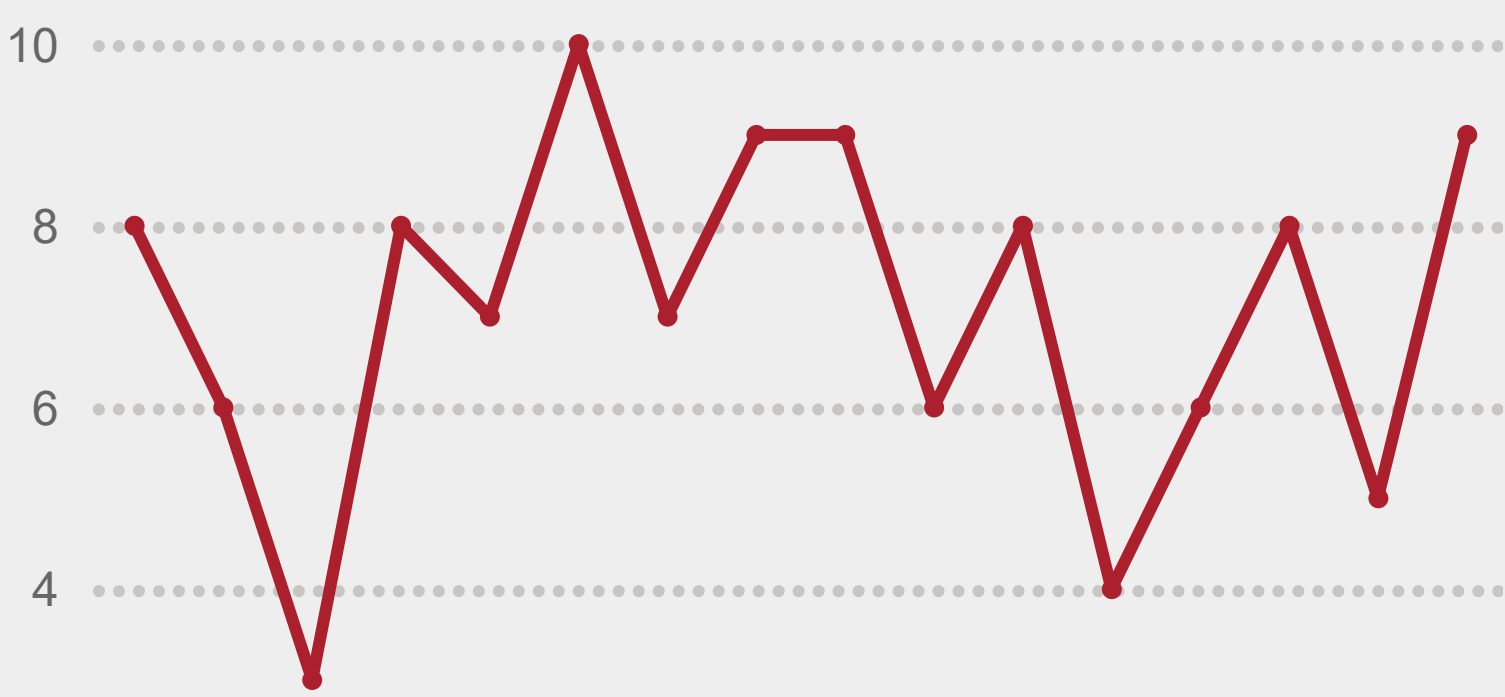
Hospital Serious Injuries

This quarter we can report a decrease in accidental fire casualties from 2 to 0 compared to the same period last year. As can be seen by the graph showing the trend over the last 4 years, East Renfrewshire has historically had low numbers of accidental dwelling fire casualties with occasional spikes identified. Through our continued focus on community safety engagement across East Renfrewshire, including our Home Fire Safety Visit programme, FSET training and partnership initiatives, we continue to work collaboratively to reduce those figures further.

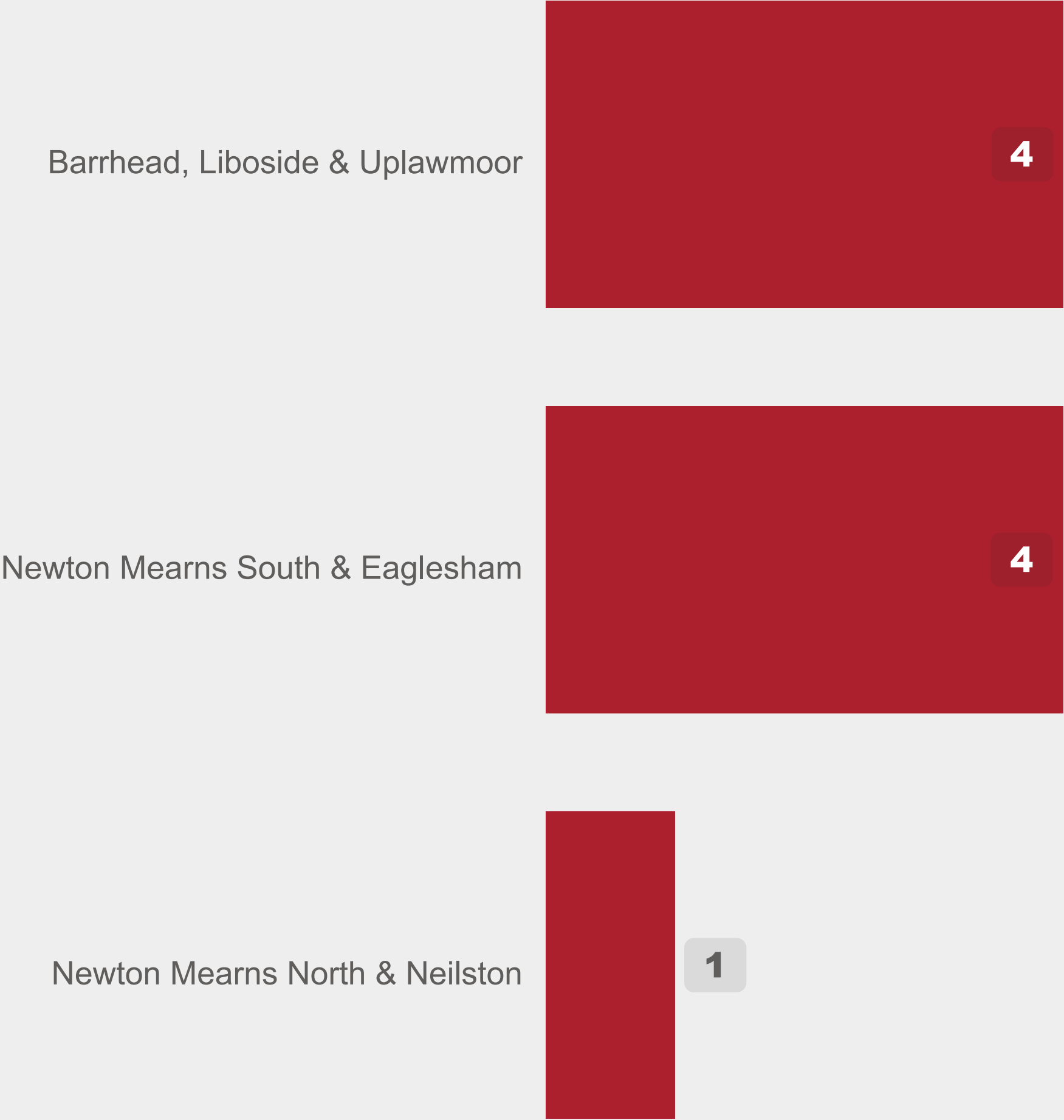
5. Non-Fire Casualties

2025-26 Q1

Trend by Quarter (4 years)



Casualties by Ward



9

Non-Fatal Casualties

0

Fatal Casualties

7

People Rescued by Firefighters

Extent of Harm (Non-Fatal)



1

First Aid Given at Scene



7

Hospital Slight Injuries



1

Hospital Serious Injuries

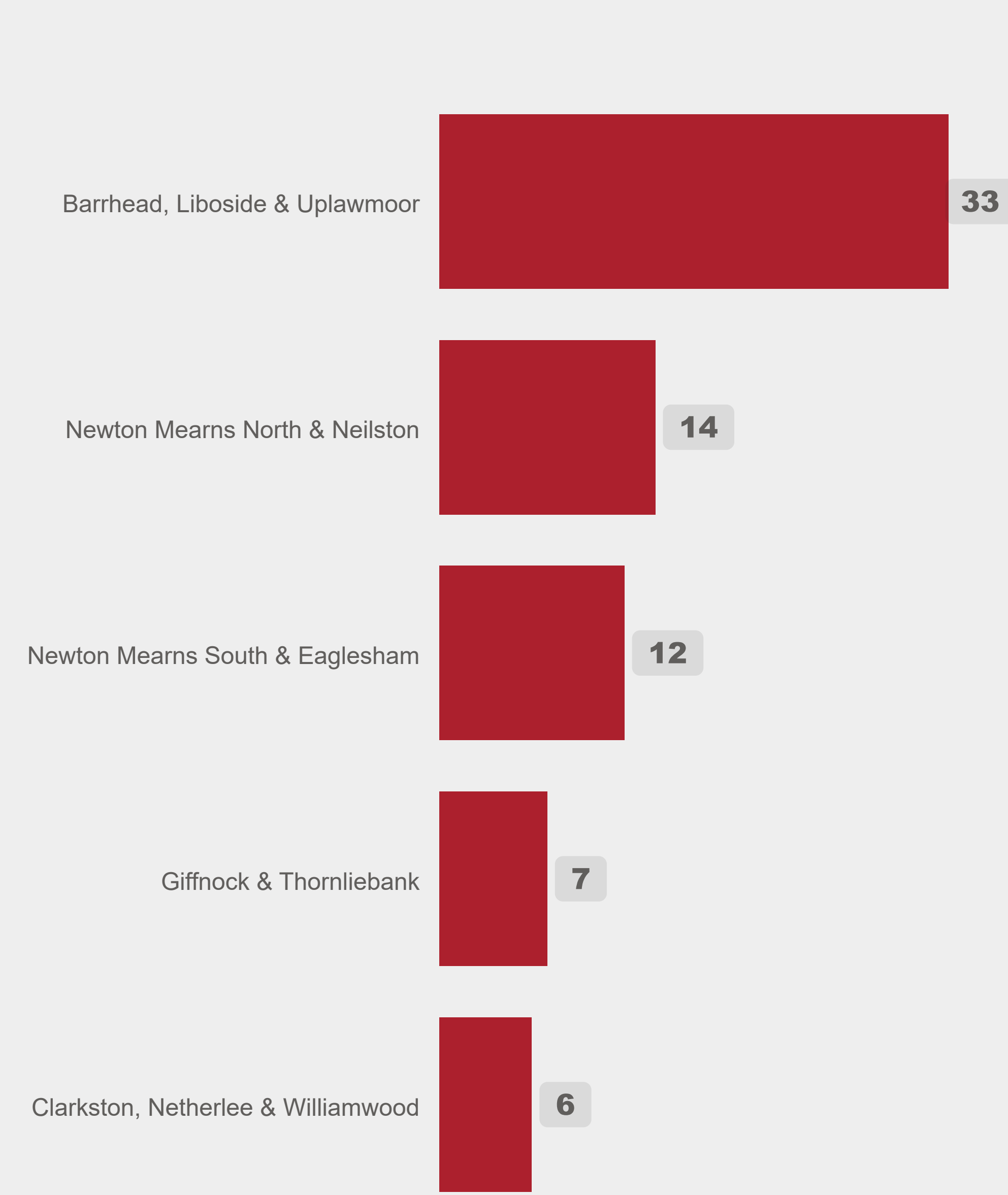
It is dissappointing to report an increase of 40% in non-fire casualties compared to the same quarter last year, with this indicator having increased from 5 to 9. However, it is important to note that 8 of the 9 casualties were either given first aid at the scene or attended hospital for slight injuries with only one being of a more serious nature. All injuries were as a result of Road Traffic Collisions.

Trend by Quarter (4 years)



Property Type	Incident
Grassland, woodland and crops	43
Refuse	19
Other outdoors (including land)	5
Non Residential	2
Dwelling	1
Outdoor equipment and machinery	1
Outdoor structures	1

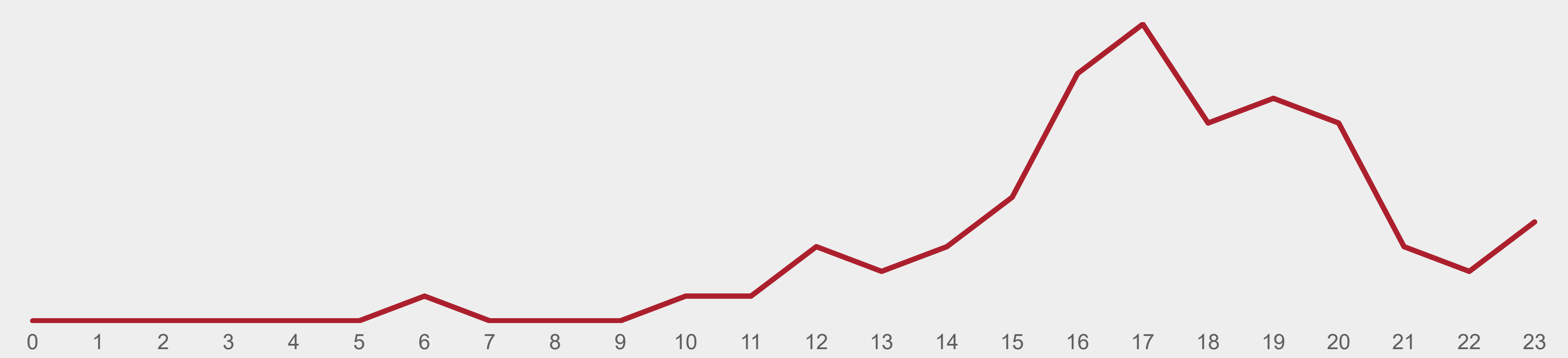
Incidents by Ward



72

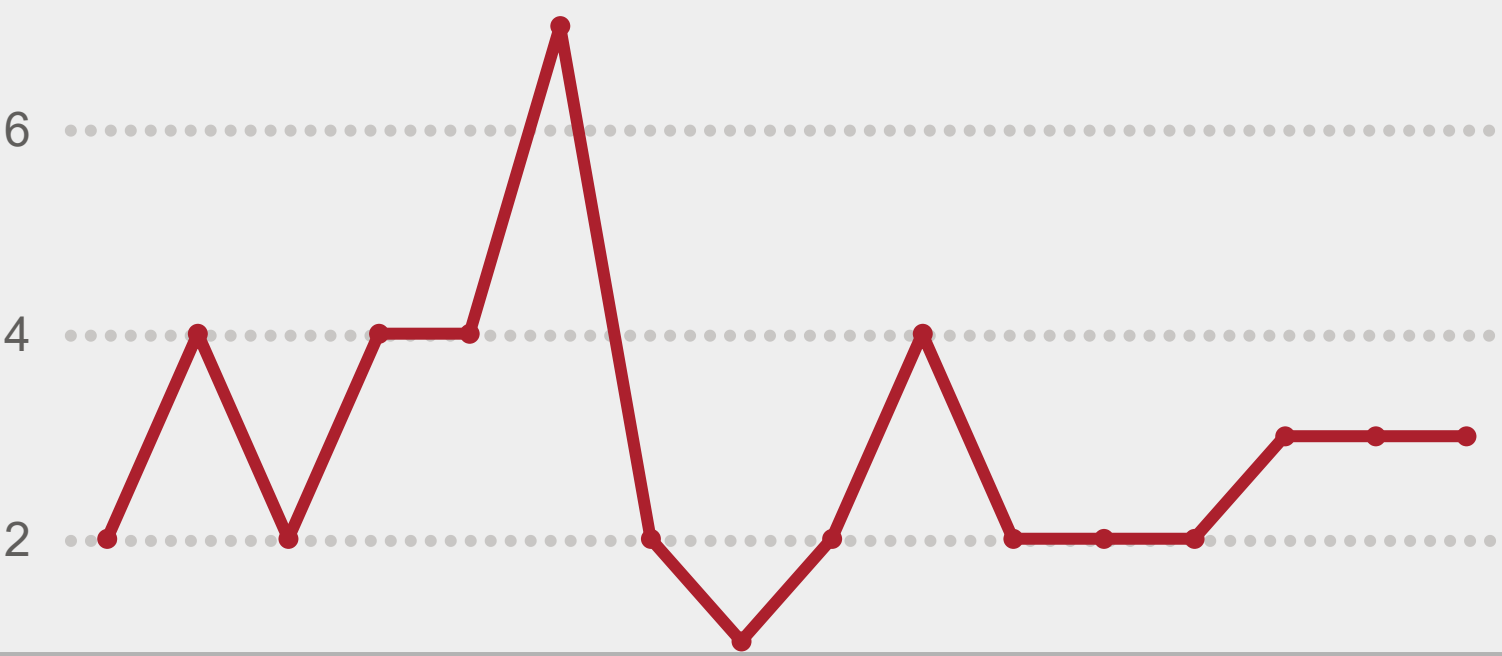
Deliberate Fires
in this period

Hour of Day



This reporting period saw an increase in the number of deliberate fires in East Renfrewshire from 43 to 72 compared to the same period last year. As can be seen from the graph above which tracks deliberate fires across East Renfrewshire for the last 4 years, the overall trend has been downwards with occasional spikes which are predominantly weather related or during school breaks. This quarter we experienced a rise in this type of incident within several wards with the main contributors being deliberate refuse and grass fires. SFRS continues to work closely with our key partners to reduce the impact of fire-related anti-social behaviour. To address this a series of engagement sessions at schools, young fire setter intervention meetings and targeted delivery during our fire skills course was instigated.

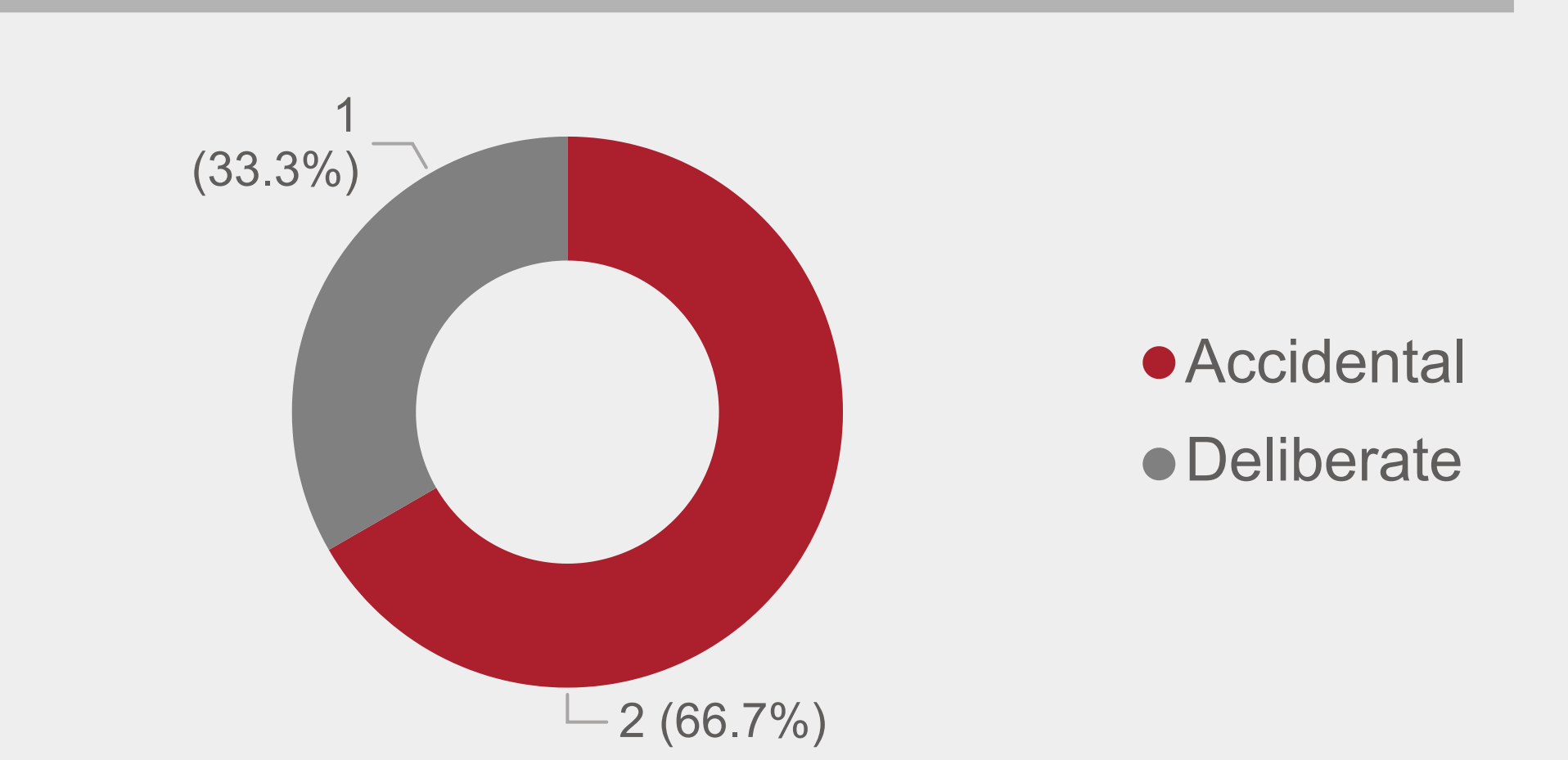
Trend by Quarter (4 years)



Top 15 Property Types

Property Type	Incidents
Retail	2
Education	1

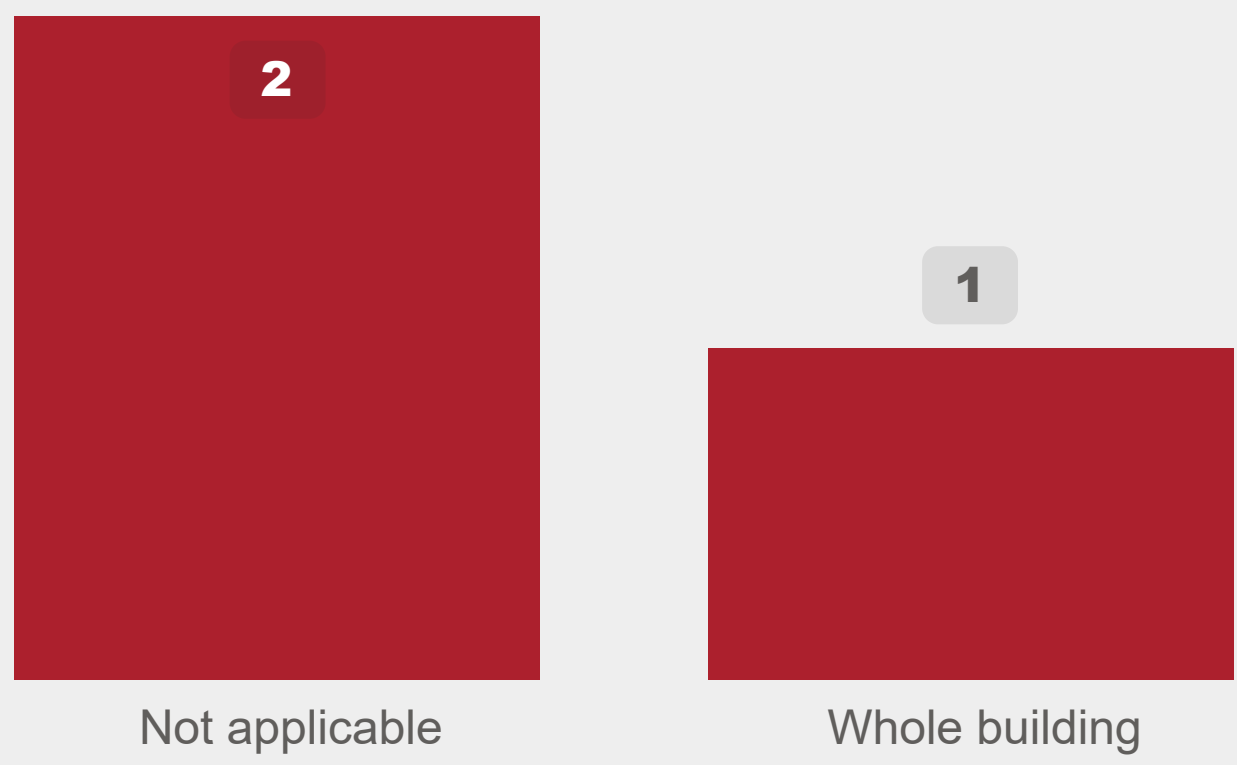
Incidents by Ward



3

Non-Domestic
Fires in this
period

Extent of Damage

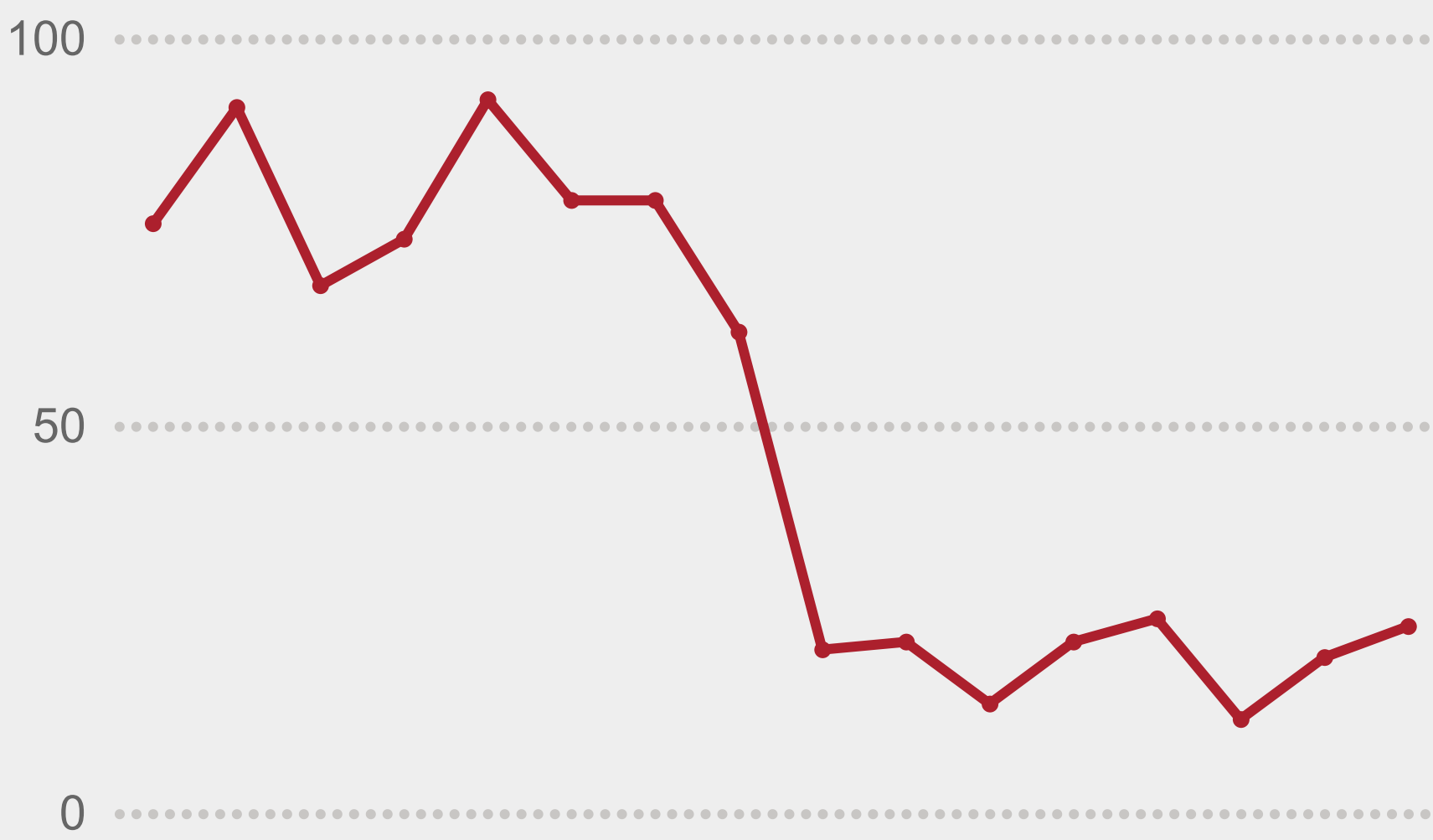


It is pleasing to note a reduction in non-domestic fires within this reporting period from 4 to 3 compared to the same period last year. However, it is disappointing to note that 2 of the incidents were deliberate with one being a shop door set on fire and the other being a shop which was set on fire. All premises were subject to a post fire audit by our Fire Safety Enforcement Team as is SFRS policy for fires in non-domestic premises. This ensures the premises' fire risk assessment remains valid following the incident, the premises are legislatively compliant, and the responsible persons can be provided with advice, guidance and can ask any questions they may have.

8. Unwanted Fire Alarm Signals

2025-26 Q1

Trend by Quarter (4 years)



Incidents by Ward



Top 15 Property Types

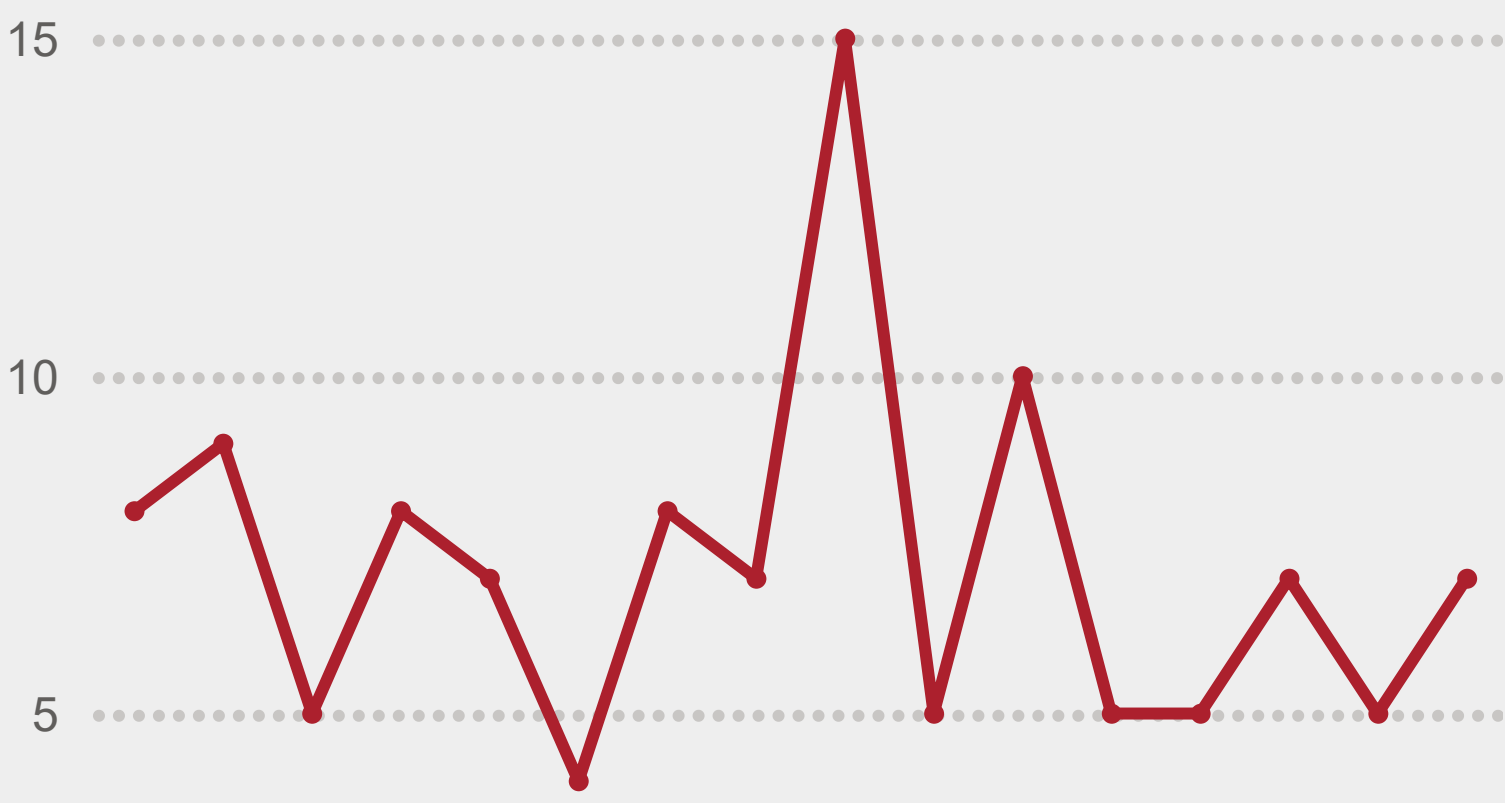
Property Type	Incidents
Residential Home	16
Sheltered Housing - not self contained	3
Hotel/motel	2
Education	1
Food and Drink	1
Other Residential Home	1

24

Unwanted Fire Alarm Signals in this period

UFAS incidents have risen to 24 in Q1 of this year compared to 22 in the same period last year, this equates to an increase of 9%. As can be seen from the trend graph, following the introduction of our new UFAS policy we encountered a sharp reduction in the number of UFAS incidents and whilst we are still well below previous figures, we are experiencing a rise over the last 9 months. We continue to engage with the duty holder at every UFAS incident we attend to provide advice on how to reduce such occurrences and where premises reach the triggers for additional actions, the necessary steps are initiated through our enforcement team. As can be seen above, residential homes are again the main source of UFAS incidents this quarter.

Trend by Quarter (4 years)



7

Road Traffic Collisions in this period

Property Type	Incidents
Car	7

Incident Type	Incidents
Vehicle (Non-fire)	7

Incidents by Ward

Newton Mearns South & Eaglesham

3

Barrhead, Liboside & Uplawmoor

2

Newton Mearns North & Neilston

2

9

Non-Fatal Casualties

0

Fatal Casualties

3

People Rescued by Firefighters

Extent of Harm (Non-Fatal)



1

First Aid Given at Scene



7

Hospital Slight Injuries



1


Hospital Serious Injuries

There were 7 road traffic collisions in East Renfrewshire within this reporting period which is the same as last year. All casualties sustained minor injuries which included first aid at the scene or precautionary check-ups at accident emergency except for one casualty who suffered more serious injuries and was hospitalised. We continue to work in partnership to deliver road safety information and advice to further reduce road traffic collisions and associated casualties by early intervention through our education programmes and thematic initiatives targeted at the age groups identified through our data analysis.

During quarter 1 of 2025/26 our operational crews and Community Action Team carried out 141 high-risk Home Fire Safety Visits. All visits targeted those in our communities who are vulnerable or most at risk from fire.

11. Fire Safety Enforcement

Our Protection Officers conducted 11 audits in East Renfrewshire during this quarter, this included post fire audits for the incidents highlighted in the non-domestic fires section of the report. They also carried out 3 thematic and 2 specific audits. There are various reasons for these audits, for example in response to a complaint regarding fire safety matters, a request for advice or as a follow-up to an earlier visit or a trend identified locally.



Our Community Action Team (CAT) and Operational Crews carried out various targeted activities during Quarter 1 of 2025/26 to reduce demand, these included:

Water safety input delivered to over 1000 pupils in high schools across East Renfrewshire.

Young people from schools across East Renfrewshire attended our safety centre and received fire safety presentations aimed at fire safety within the home, practical evacuation and escape plans in the event of a fire.

The Community Action Team attended various meetings within this period to support agendas such as, suicide prevention anti-social behaviour, deliberate fire setting and partnership approach to dealing with the most vulnerable and most at risk from fire.

CPR and Defibrillator familiarisation and training was delivered to various local groups as well as at Barrhead and Clarkston Fire stations to members of the public and East Renfrewshire Council.

A further Fireskills course was held at the beginning of June which included 10 people from schools across East Renfrewshire.

13. Glossary of Terms

Term - What it means

ADF

Accidental Dwelling Fire.

HFSV

Home Fire Safety Visit.

PDIR

Post Domestic Incident Response, a term used to indicate actions taken following attendance at a fire or other incident in the home. PDIRs include amongst things the offer of a free follow up home fire safety visit.

RTC

Road Traffic Collision.

Special Service

Calls to incidents which are not fires or false alarms such as RTCs, rescues, flooding, incidents involving hazardous materials or the provision of assistance to other agencies.

UFAS

Unwanted Fire Alarm Signals. When an automatic fire detection and alarm system is activated as a result of anything other than an actual fire the activation is classed as a false alarm. If an attendance is made to such an event by the Scottish Fire and Rescue Service, then the event is recorded as an UFAS incident.

UFAS Policy Change

In response to COVID, on the 6th May 2020, the SFRS decided to send 1 pump to UFAS premises that did not have their own Predetermined attendance (PDA).

As of 1st July 2023, the COVID interim 1 pump response was ended and a new UFAS policy was implemented.

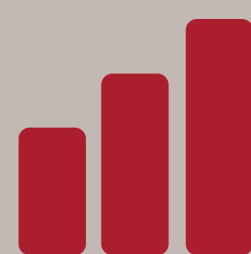
The new policy is to call challenge all UFAS incidents with the intention of non-attendance. Hospitals, care homes, and sleeping risk premises are all exempt and receive either 2 pumps or their premise specific PDA.



SCOTTISH

FIRE AND RESCUE SERVICE

Working together for a safer Scotland



BUSINESS
INTELLIGENCE

Design, figures and charts by the Business Intelligence team.