

**Corporate and Community Services Department**

Council Headquarters, Eastwood Park, Giffnock, East Renfrewshire, G46 6UG

Phone: 0141 577 3000 Fax: 0141 577 3129

website: [www.eastrenfrewshire.gov.uk](http://www.eastrenfrewshire.gov.uk)

Date: 26 November 2021

When calling please ask for: Sharon McIntyre (Tel. No 0141-577-3011)

e-mail: [sharon.mcintyre@eastrenfrewshire.gov.uk](mailto:sharon.mcintyre@eastrenfrewshire.gov.uk)

TO: Councillors C Merrick (Chair); C Bamforth; T Buchanan; B Cunningham; D Devlin; B Grant; A Lafferty (Vice Chair); and G Wallace.

**CABINET (POLICE & FIRE)**

A meeting of the Cabinet (Police and Fire) will be held on **Thursday, 2 December 2021 at 10am.**

The agenda of business is as shown below.

**Please note this is a virtual meeting.**

**Caroline Innes**

C INNES

DEPUTY CHIEF EXECUTIVE

**AGENDA**

- 1. Report apologies for absence.**
- 2. Declarations of Interest.**
- 3. Police Scotland - Performance Report for the Second Quarter of 2021/22 - Report by Divisional Commander (copy attached, pages 3 - 4).**
- 4. Scottish Fire and Rescue Service (SFRS) - Performance Report for the Second Quarter of 2021/22 – Report by Group Commander (copy attached, pages 5 - 16).**

This document can be explained to you in other languages and can be provided in alternative formats such as large print and Braille. For further information, please contact Customer First on 0141 577 3001 or email [customerservices@eastrenfrewshire.gov.uk](mailto:customerservices@eastrenfrewshire.gov.uk)

For information on how to access the virtual meeting please email [sharon.mcintyre@eastrenfrewshire.gov.uk](mailto:sharon.mcintyre@eastrenfrewshire.gov.uk)

A recording of the meeting will also be available following the meeting on the Council's YouTube Channel <https://www.youtube.com/user/eastrenfrewshire/videos>

BLANK PAGE

# Keeping People Safe in East Renfrewshire

## Introduction



As Local Police Commander for East Renfrewshire, I am pleased to provide this report relating to our performance and policing priorities during the second quarter of the 2021-22 financial year.

This quarter has seen the continued easing of Covid restrictions, including the reintroduction of large scale events across the country, such as The Playground Festival in Rouken Glen Park in late September.

Our officers have continued to focus on delivering against local policing priorities identified by our communities, as set out in our 2020-2023 Policing Plan.

In tackling the priority of addressing anti social behaviour and disorder, I have been particularly pleased to see development and successful delivery of the Safe East Ren Summer Plan during this quarter.

This has followed significant planning and engagement from all partners, with our local management team and officers being supported in the delivery phase by policing colleagues from specialist departments across Greater Glasgow and the Force's Operational Support Division, including, innovatively, use of our Air Support Unit drone.

As we move into Quarter 3, I look forward to our teams continuing to work closely and collaboratively to maximise effectiveness of the services we deliver to communities across East Renfrewshire.

We will ensure partners are kept fully abreast of our plans to delivering business as usual services locally, whilst we police the COP26 Summit in Glasgow in October / November 2021.

## Acquisitive Crime

Year to date, the number of homes broken into (including attempts) is 34, unchanged from last year's figure.



This is well below the 5 year average figure of 49.0 domestic housebreakings per year; a reduction of over 30%



### Local Policing Priority: Crime (Crimes of Dishonesty)

**Fairer East Ren Plan: Reducing social isolation, loneliness & increasing safety**

Overall crimes of dishonesty in the first half of this year were 7.6% lower than for the same period last year and 16% lower than the five year average.

As highlighted in our Q1 report and in line with wider national (Scottish and UK) trends, we continue to see increases in reports of online frauds. Our Economic Crime Unit continue to support local officers with expert advice to progress such investigations and we continue to raise awareness of new and emerging scams via local social media, to alert our residents.

## East Renfrewshire Local Police Plan (2020-2023) Quarterly Report (2021-22 Q2: July to Sept2021)

### Public Protection



Year to date we have recorded 45 sexual crimes in East Renfrewshire, 3 less than last year and 12 fewer than the 5 year average figure. Our detection rate for sexual offences so far this financial year is 68.9%, significantly higher than the 5 year average figure of 45.3%.



Specialist Public Protection Unit colleagues investigate serious sexual crimes, working closely with East Ren H&SC colleagues, where required. They also provide regular advice and guidance to local officers investigating less serious crimes, such as communications offences.

### Local Policing Priority: Crime (Violent Crime)

### Local Policing Priority: Crime (Sexual Offences)

**Fairer East Ren Plan: Reducing social isolation, loneliness & increasing safety**

This year to date we have dealt with 270 "Domestic Abuse" incidents. This figure represents a 5% increase compared to the previous 5 year average, although is marginally less than last years figure.

As highlighted in our Q1 report, the number of domestic abuse incidents where associated crimes have been recorded, remains well below the previous 5 year average figure of 45.1% and is currently 37.4%.

We continue to encourage positive engagement with potential victims of domestic abuse to ensure that advice, support and interventions can be put in place at the earliest opportunities. We robustly review all such reports, both at a local level and with the support of our Domestic Abuse Investigation Unit colleagues.

## Drug Dealing & Misuse

### Local Policing Priority: Crime (Drug Supply & Manufacture)

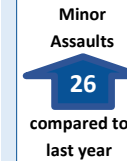


To date this year we have recorded a total of 71 drugs related offences.

Whilst this is 13.4% fewer than last year, the number of offences recorded relating to the supply of drugs is 22.4% higher than the previous 5 year average. This increase in drugs supply offences can be attributed to the pro-active work carried out by local, divisional and national officers and their continuing efforts to minimise the risks associated with misuse of illicit substances and the negative impacts it has in our communities.

This work continues in line with our ongoing focus on a public health approach to policing.

## Violent Crime



Year to date, we have recorded 235 minor assaults, an increase of 26 compared to the previous year. This however, remains below the 5 year average. Included in these figures are 35 assaults on emergency workers; more than double last years figure



### Local Policing Priority: Crime (Violent Crime)

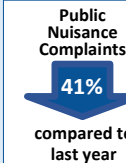
**Fairer East Ren Plan: Reducing social isolation, loneliness & increasing safety**  
No crimes of homicide were recorded in the first half of the year.

Reports of robberies remain low, at 4, a static position to last years year to date figures and a reduction in 3 from the 5 year average. The detection rate for this crime type currently sits at 100%.

Serious assaults at 14 also remain low and remain in line with previous year to date (14) and 5 year average data (also 13), with detection rates also comparable at 77%.

We continue to closely monitor the effects of relaxations on Covid restrictions on this crime type, which saw increased social mobility and the re-introduction of large scale gatherings and events during this period.

## Antisocial Behaviour & Disorder



During the 2nd quarter of this year we saw a significant reduction in anti-social behaviour calls compared to the 1st quarter, down by 186 calls to 739 calls over the 3 month period.



### Local Policing Priority – Crime (Disorder and Antisocial behaviour)

**Fairer East Ren Plan—Reducing social isolation, loneliness and increasing safety**



Following an increase in reports of anti social behaviour and disorder during Q4 2020-2021 in the aftermath of significant COVID restrictions, with foreign travel restricted through Q2 of this year, we anticipated increased use of local parks and open spaces in East Ren, with more residents spending summer holidays at home. Planning was progressed through Q1 with partners in the Safe East Ren Group to deliver a "Summer Plan" during Q2. Regular weekly briefings involved Police Scotland, British Transport Police, SF&RS, ERC Community Safety, ERC Youth Services and linked with other agencies such as Scottish Water, in view of anticipated activity around our reservoirs. This ensured shared awareness of information and intelligence, planned events and emerging issues, with deployment of available resources then co-ordinated effectively throughout the summer months. There were no significant incident of disorder throughout the period and a decline in ASB.

## CRIME

### **Our Area of Focus: Violent Crime**

In late August a robbery was reported at shop premises in Busby. Our robust and effective call handling process ensured that a number of police resources were deployed promptly and an 18 year old man was traced nearby and subsequently charged with the crime.

In early September a 19 year old man was subject of a street robbery in the Giffnock area. This was not reported to us until a short time after the incident when the perpetrators had made off in a vehicle. Through rigorous investigation, three suspects were linked to another similar crime in Ayrshire. Two men have now been arrested and charged with both robberies.

Occurrences of these types of crime are thankfully low and our year to date detection rate is 100%.

### **Our Area of Focus: Crimes of Dishonesty**

Whilst victims of fraud come from all age groups, we remain alert to criminals attempting to coerce vulnerable residents to attend in person at banks to transfer or withdraw large sums of cash. Through effective partnership working with ERC Trading Standards Prevention Team officers and local banks, an agreed "Banking Protocol" results in regular alerts being made to us of suspicious activity. This enables our officers to quickly attend and investigate the circumstances, ensuring the safety of potential victims and preventing the potential loss of finances. In mid August bank staff in East Renfrewshire alerted us to a 68 year old man seeking to transfer a five figure sum of money. Initial enquiry by bank staff had caused concern and police were requested to attend. Enquiry revealed that the man was not the victim of any crime and his intentions were legitimate. In early September a 91 year old lady was the victim of "courier fraud" whereby she was persuaded to attend in person at her bank in East Ren with the intention of withdrawing £3500 cash to be handed over to a representative who attended to collect this. Despite being told not to divulge the story to staff in the bank, they were sufficiently alert to the risk and contacted police. We were thereby able to elicit the precise circumstances, preventing any financial loss to the victim and allowing further preventative measures to be offered.

We have robust processes in place to identify developing crime trends, with investigations and intelligence reviewed on a daily basis and our resources tasked to tackle local issues. During September, a spate of thefts and attempted thefts occurred in the Newton Mearns area. Enquiries were linked and investigated by our Local Problem Solving Team officers, with one of our Campus Officers subsequently identifying a suspect via CCTV footage recovered via door to door enquiries. A Sheriff's search warrant was executed and a 43 year old man was interviewed and charged with a total of 12 crimes, with a number of victims later reunited with their property.

## PROTECTING VULNERABLE PEOPLE

### **Our Area of Focus: Vulnerable Road Users**

Our Local Problem Solving Team officers continue to regularly carry out road side speed checks at locations where members of the public raise concerns. In addition to this we liaise closely with the local authority Roads and Transportation Department to ensure that all possible efforts are explored to maximise the safety of all road users. Following the start of the Autumn school term one such location highlighted by local residents was Neilston Road. We carried out regular speed checks, liaised closely with residents, highlighted concerns raised more widely via social media and are working with the roads authority to consider further means of influencing driver behaviour and improve road safety in the area.

### **Our Areas of Focus: Domestic Abuse— Adult Protection—Child Protection**

On the evening of 02 September, Response Policing officers on patrol in the Barrhead area were stopped by members of the public to report a 2 year old child having fallen out of a third floor window in Barrhead. Scottish Ambulance Service colleagues subsequently attended and following a stay in hospital, the child is recovering from their injuries. A subsequent police enquiry was carried out, working closely with East Renfrewshire HSCP colleagues. A 34 year old man has since been charged with an offence under the Children and Young Persons (Scotland) Act 1937.

Following on from an extensive police investigation, a 76 year old man from Barrhead appeared at Paisley Sheriff Court in early August and pled guilty to charges relating to the possession and distribution of indecent images of children which had been taken secretly at numerous locations across Scotland. Thousands of images were recovered following a search of his home under warrant and many were shown to have been shared on a paedophile website.

### **Our Areas of Focus: Young People**

Our Campus Officers have worked closely with staff and pupils throughout the COVID pandemic. Health and wellbeing impacts of the pandemic on young people, both physical and mental, have been a concern for all partners. During the summer months our Campus Officers secured funding from our Local Partnership Fund to support a Summer Youth Project for a group of 14 young people, identified in liaison with ERC Pastoral Teaching staff, who were recognised as being worthy of inclusion. Throughout the summer holidays, 2 days per week, Campus Officers and participants took part in a range of activities, providing these young people with opportunities and



## CONCLUSION

As Local Policing Commander for East Renfrewshire, I am pleased to present the Cabinet Report for the 2nd Quarter of the year.

It is anticipated that the 3rd Quarter of 2021-2022 will provide further policing challenges, both locally and nationally, as we continue to progress through the COVID pandemic and prepare for the delivery phase of COP26. In preparation for this significant event, we have been liaising closely with East Renfrewshire Council colleagues and local Elected Members, to ensure all remain sighted on the demands of this event and our commitment to maintain access to business as usual policing services throughout, for the residents of East Renfrewshire and beyond.

Our Local Police Plan will as ever, continue to provide focus to drive our daily business to address the issues which are of most concern to our residents.

Chief Superintendent Mark Sutherland  
Divisional Commander



**East Renfrewshire Performance Report  
1st July 2021 - 30th September 2021**



**SCOTTISH**  
**FIRE AND RESCUE SERVICE**  
Working together for a safer Scotland

**Working together  
for a safer Scotland**

BLANK PAGE

# East Renfrewshire Performance Report

---

## Table of Contents

Local Fire and Rescue Service Plan Priorities	3
East Renfrewshire Activity Summary	4
Domestic Safety - Accidental Dwelling Fires	5
Domestic Safety - Accidental Dwelling Fire Casualties	6
Unintentional Injury and Harm	7
Deliberate Fire Setting	8
Non-Domestic Fire Safety	9
Unwanted Fire Alarm Signals	10

BLANK PAGE



# Local Fire and Rescue Service<sup>9</sup> Plan Priorities

The Local Fire and Rescue Service Plan has been developed to set out the priorities and objectives within East Renfrewshire and allows our local authority partners to scrutinise the performance outcomes of these priorities. We will continue to work closely with our partners in East Renfrewshire to ensure we are all “Working Together for a Safer Scotland” through targeting risks to our communities at a local level.

The plan has been developed to complement key partnership activity embedded across East Renfrewshire Community Plan and associated Delivery and Thematic plans. Through partnership working we will seek to deliver continuous improvement in our performance and effective service delivery in our area of operations.

The Local Fire and Rescue Plan for East Renfrewshire identified six areas for demand reduction and is subject to regular monitoring and reporting through the Police / Fire and Rescue Committee. A summary of the priorities and current activity is detailed below with further detail and analysis contained within this performance report.

	Accidental Dwelling Fires	Accidental Dwelling Fire Casualties	Unintentional Injury and Harm	Deliberate Fire Setting	Non-Domestic Fire Safety	Unwanted Fire Alarm Signals
Barrhead, Liboside & Uplawmoor	3	0	2	15	2	15
Clarkston, Netherlee & Williamwood	2	0	1	3	0	10
Giffnock & Thornliebank	5	0	2	6	0	9
Newton Mearns North & Neilston	4	0	7	24	0	27
Newton Mearns South & Eaglesham	2	0	2	3	0	15

Total Incidents	16	0	14	51	2	76
Year on Year Change	0%	0%	180%	34%	0%	31%
3 Year Average Change	7%	-50%	3%	18%	-47%	3%

## About the statistics within this report

The activity totals and other statistics quoted within this report are published in the interests of transparency and openness. They are provisional in nature and subject to change as a result of ongoing quality assurance and review. Because all statistics quoted are provisional there may be a difference in the period totals quoted in our reports after local publication which result from revisions or additions to the data in our systems. The Scottish Government publishes official statistics each year which allow for comparisons to be made over longer periods of time.

- Activity levels have reduced by more than 5%
- Activity levels have reduced by up to 5%
- Activity levels have increased overall

# East Renfrewshire Activity Summary <sup>10</sup>



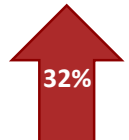
**80** fires  
primary & secondary



**45** special services



**183** false alarms



**308** total number of incidents



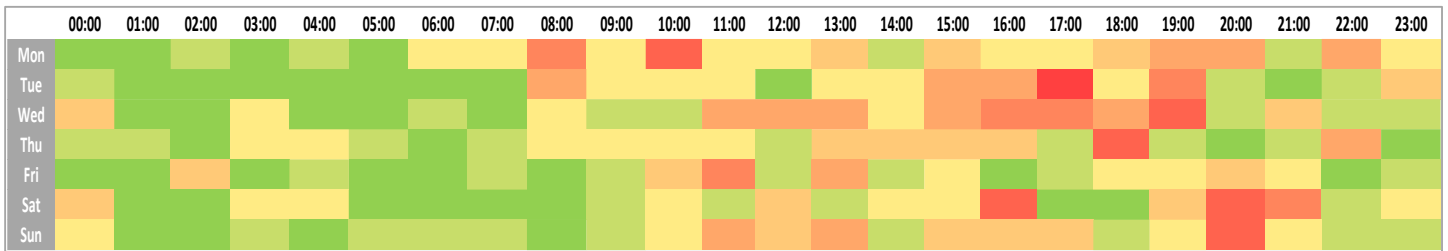
**14** fire & non-fire casualties



**£149,720** economic cost of ufas incidents

\*data above is year on year change

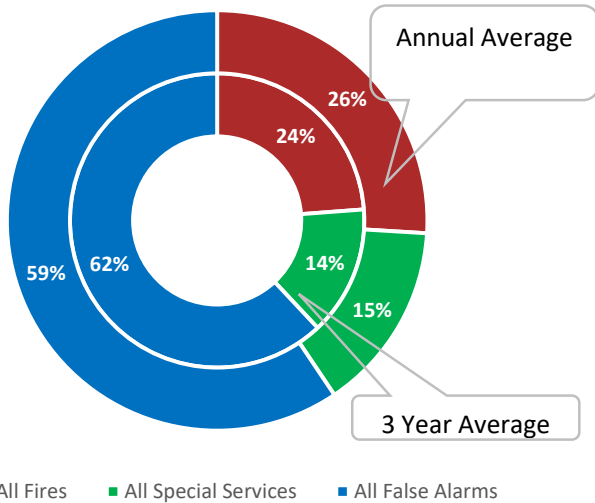
## Activity by Time of Day



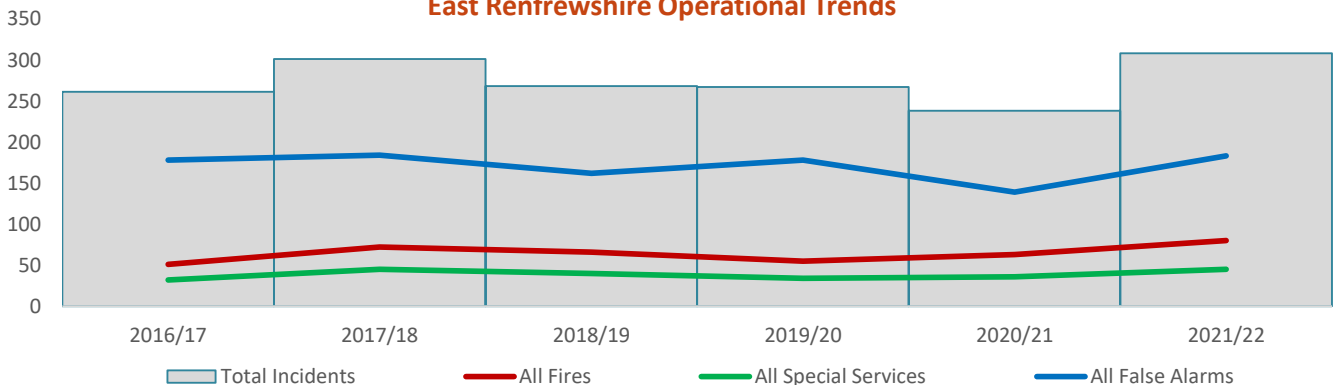
## Top 15 Incidents Types by %

False Alarm (UFAS)	24.68%
False Alarm (Dwelling)	18.51%
False Alarm (Good Intent)	16.23%
Outdoor Fire	12.99%
Refuse Fire	5.84%
Special Service - Effecting...	5.52%
Dwelling Fire	5.19%
Special Service - RTC	2.60%
Special Service - Other...	1.30%
Special Service - Flooding	1.30%
Special Service - No action (not...	1.30%
Special Service - Assist other...	0.97%
Vehicle Fire	0.97%
Other Building Fire	0.65%
Special Service - Removal of...	0.65%

## Incidents by Classification



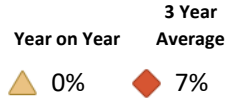
## East Renfrewshire Operational Trends



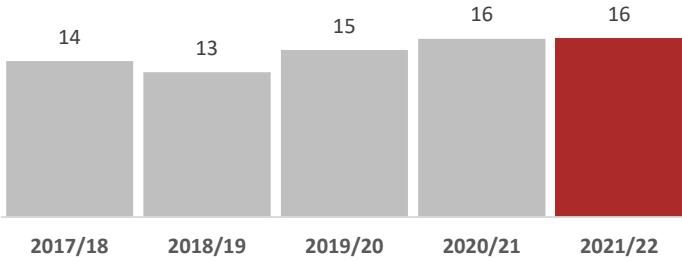
# Domestic Safety - Accidental Dwelling Fires



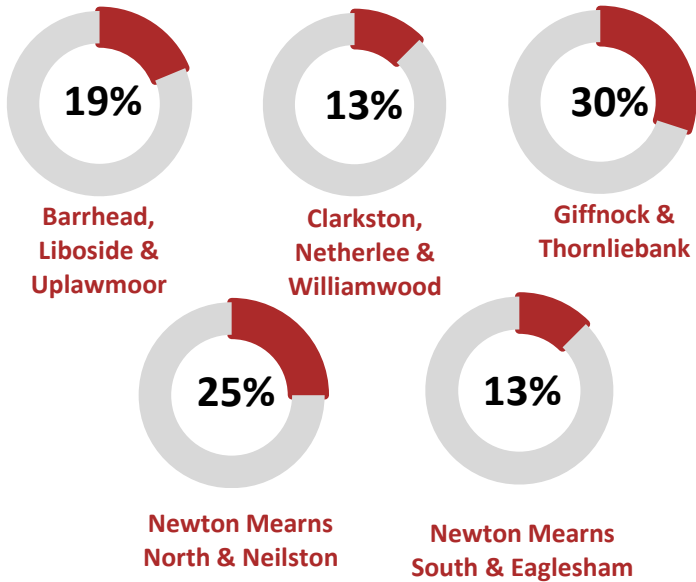
## Performance Summary



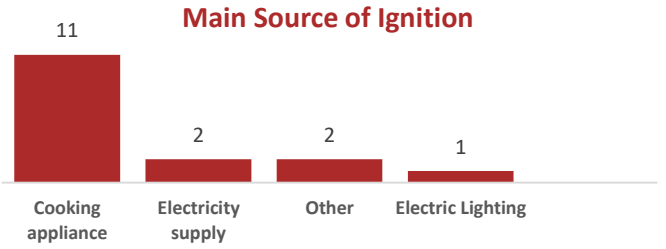
## Accidental Dwelling Fires



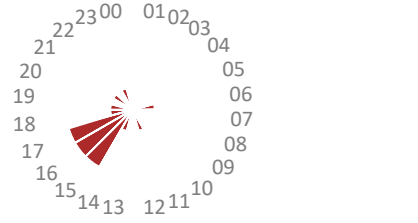
## Accidental Dwelling Fires Activity by Ward (% share)



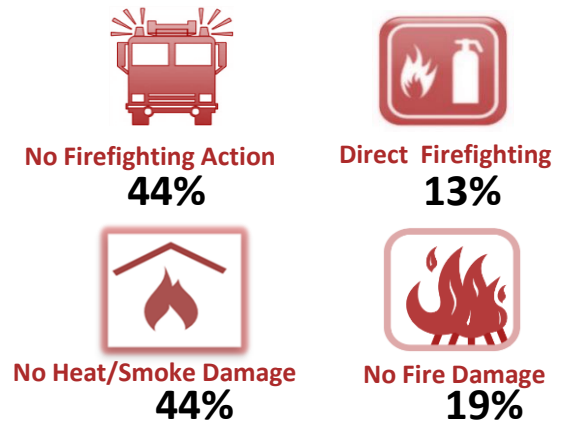
## Main Source of Ignition



## Accidental Dwelling Fires by Time of Day



## Severity of Accidental Dwelling Fires



## Human Factors



## Automatic Detection & Actuation



On the year to year indicator we have had no increase in activity, however we have noted a small increase on the 3 year average indicator, with cooking again being the main contributor and accounting for over 75% of the activity. It is positive to note that detection was present in 94% of the premises which confirms the improvement of public awareness of the importance of the installation and maintenance of smoke detectors which reflects in the amount of incidents which required no Fire-fighting action and no heat or smoke damage.

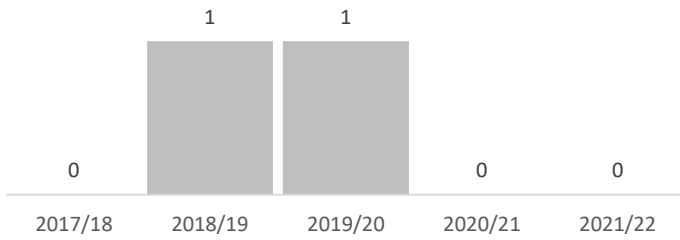
# Domestic Safety - Accidental Dwelling Fire Casualties

## Performance Summary

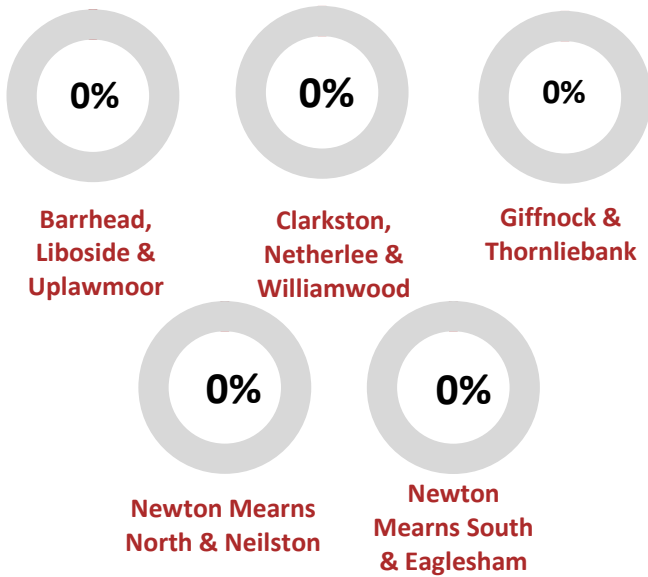


Year on Year ▲ 0%    3 Year Average ● -50%


## Accidental Dwelling Fires Casualties




## Accidental Dwelling Fire Casualties by Ward (% share)



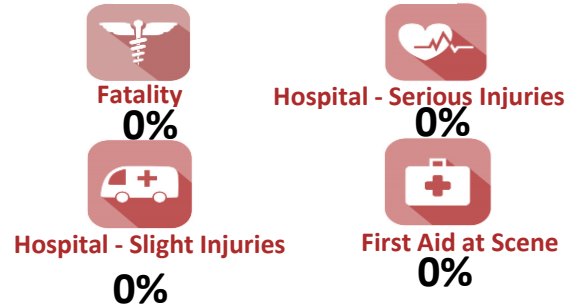
## Fire Casualties by Time of Day



## Nature of Injury



## Extent of Harm



Male  
0%

## Age / Gender Profile

Female  
0%

0	0	0	0	0	0	0	0	0	0
0 - 9	10 - 19	20 - 49	50 - 79	80+					

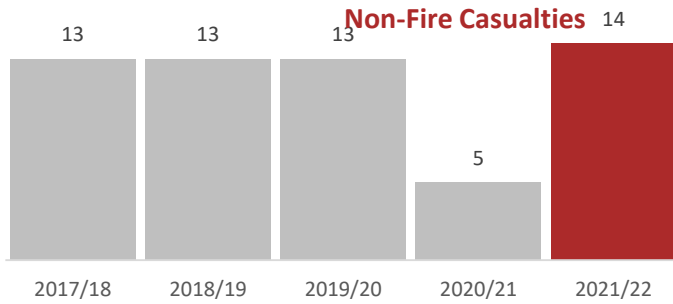
It is pleasing to note that we have maintained our objective of no Accidental Dwelling Fire casualties for the second consecutive annual period as well as a 50% drop over the three year indicator.

# Unintentional Injury and Harm <sup>13</sup>

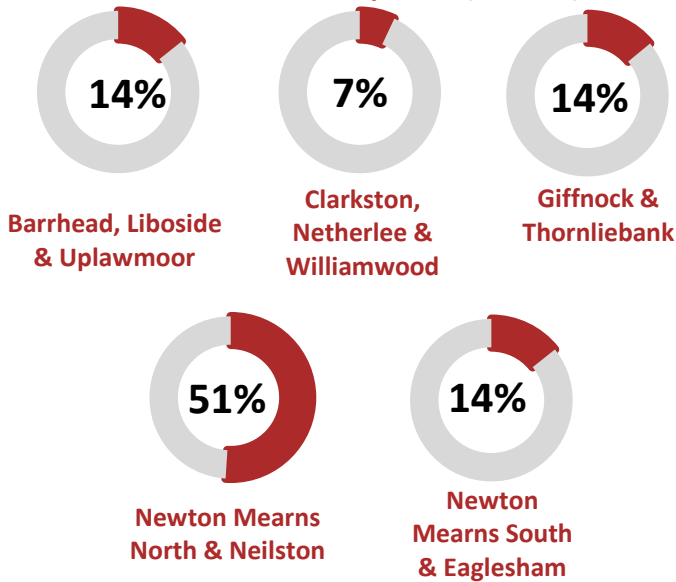


## Performance Summary

Year on Year **180%** 3 Year Average **3%**

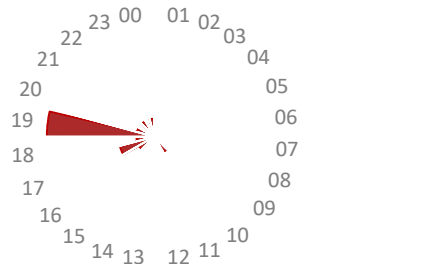


## Non-Fire Casualties by Ward (% share)

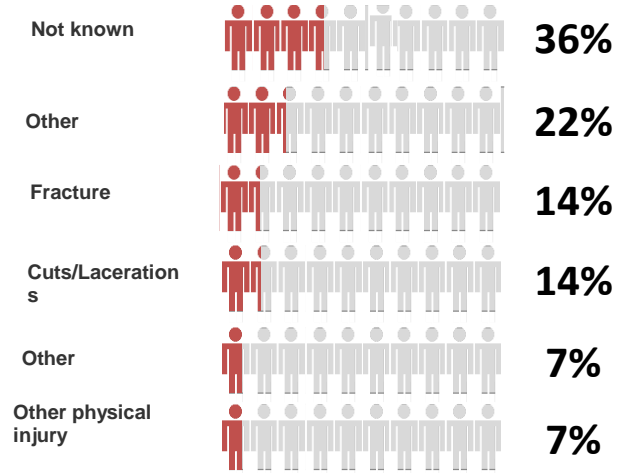


You will note a significant increase in non-fire casualties with the main contributor being road traffic collisions which accounted for 57% which equates to 8 casualties in total all of these being involved in a single RTC with all having minor injuries. The other significant factor which contributed to the increase is through SFRS assisting partner agencies by effecting entry to premises.

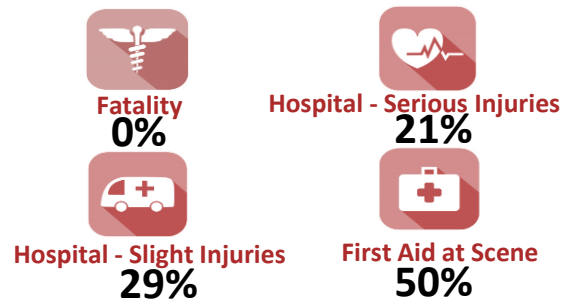
## Non-Fire Casualties by Time of Day



## Nature of Injury



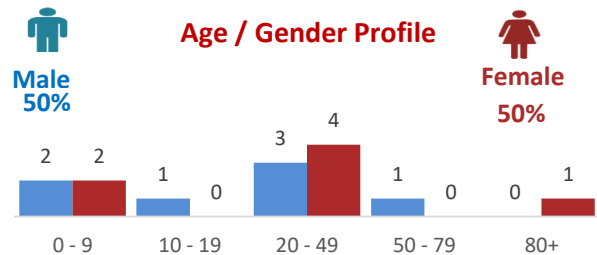
## Extent of Harm



## Non-Fire Emergency Activity



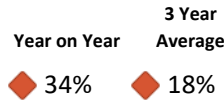
## Age / Gender Profile



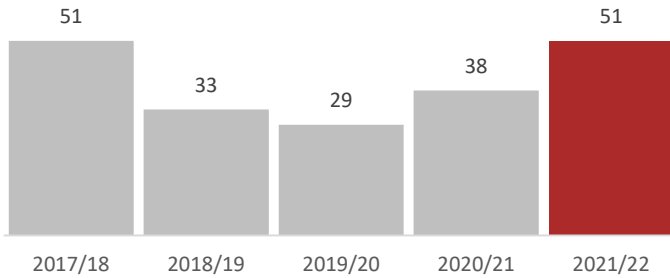
# Deliberate Fire Setting



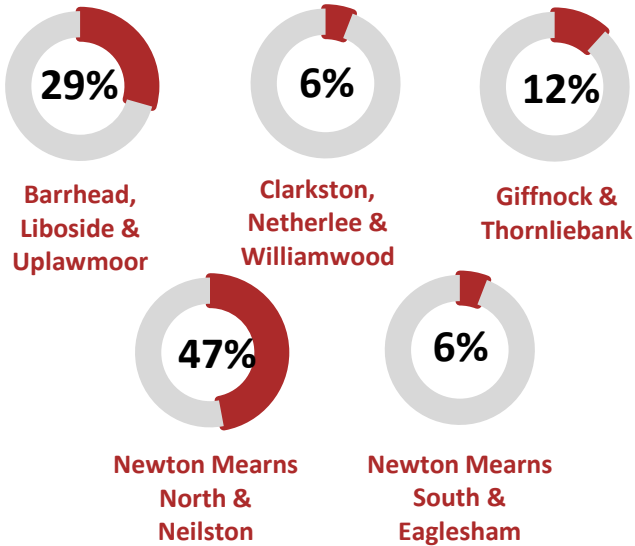
## Performance Summary



## Deliberate Fires



## Deliberate Fires by Ward (% share)



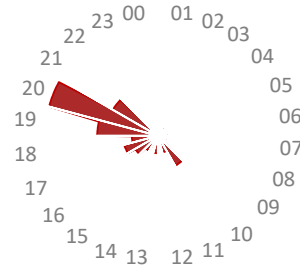
### Definitions

**Primary Fires** - all fires in buildings, vehicles and outdoor structures or any fire involving casualties, rescues or fires attended by five or more appliances

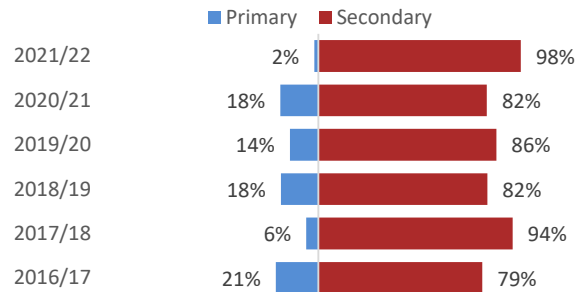
**Secondary Fires** - fire incidents that did not occur at a primary location, was not a chimney fire in an occupied building, did not involve casualties (otherwise categorised as a primary incident) and was attended by four or fewer appliances.

There is a noted increase in deliberate fire setting over both the year on year and three year average indicators. The predominant cause of these is secondary fires consisting of grassland and refuse fires. I can report however, that there is only one primary fire and it is pleasing to note there are no vehicle fires.


## Deliberate Fires by Time of Day



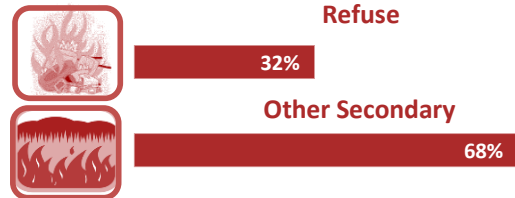
## Deliberate Fires by Classification



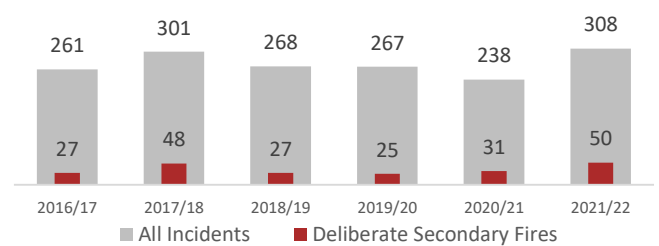
## Primary Fire Ratio by Activity Type



## Secondary Fire Ratio by Activity Type



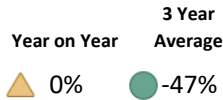
## Deliberate Fires Compared to Operational Activity



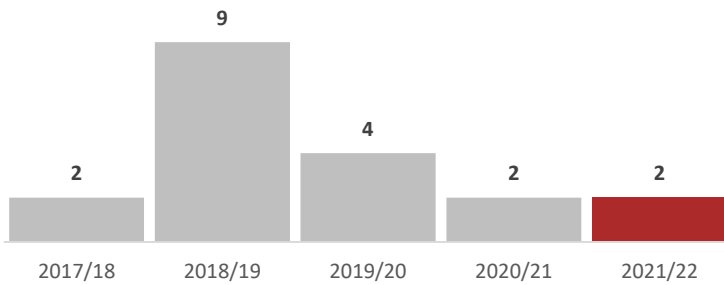
# Non Domestic Fire Safety



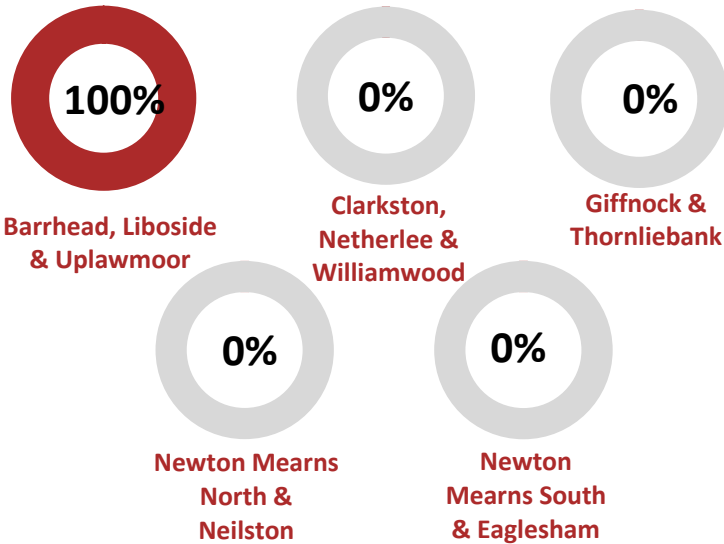
## Performance Summary



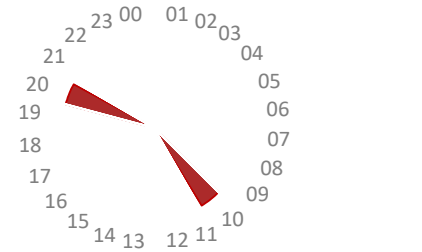
## Non Domestic Fires



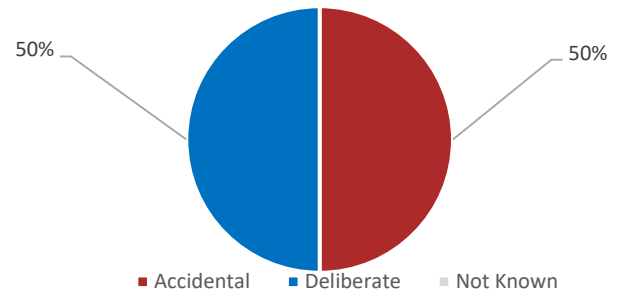
## Non-Domestic Fires by Ward (% share)



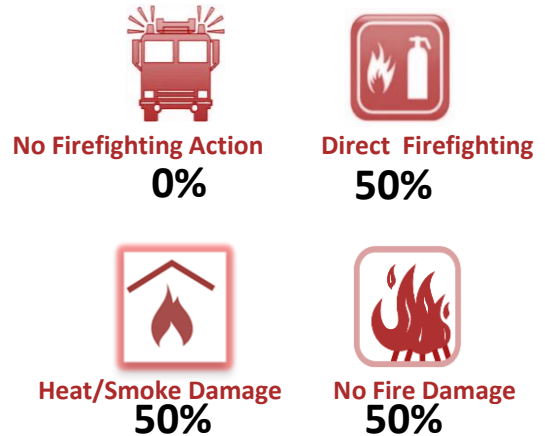
## Non-Domestic Fires by Time of Day



## Non-Domestic Fires by Nature of Origin



## Severity of Non-Domestic Fires



## Non-Domestic Fires by Premises Type




It is pleasing to note that we have had no increase in non-domestic fires with 2 being recorded for both this period and for the same period last year and a significant decrease in this type of incident against the three year indicator.

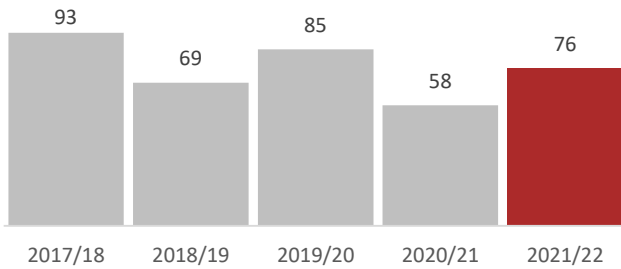
# Unwanted Fire Alarm Signals



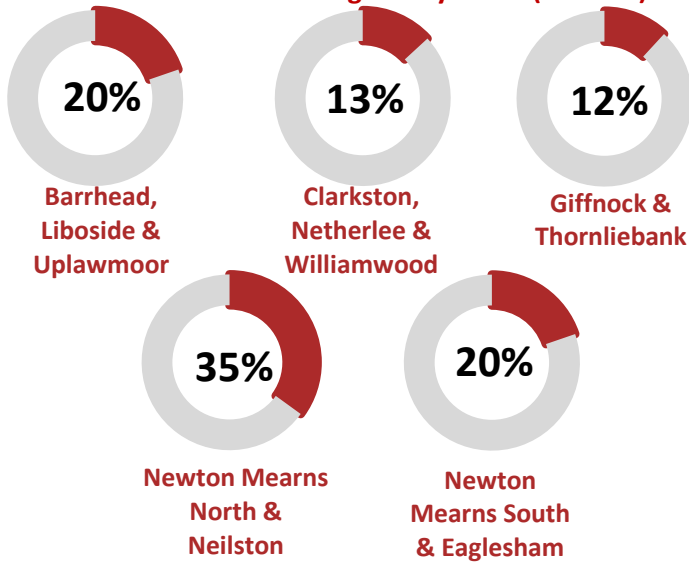
## Performance Summary



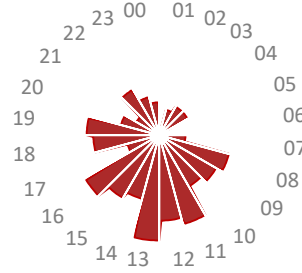
## Unwanted Fire Alarm Signals



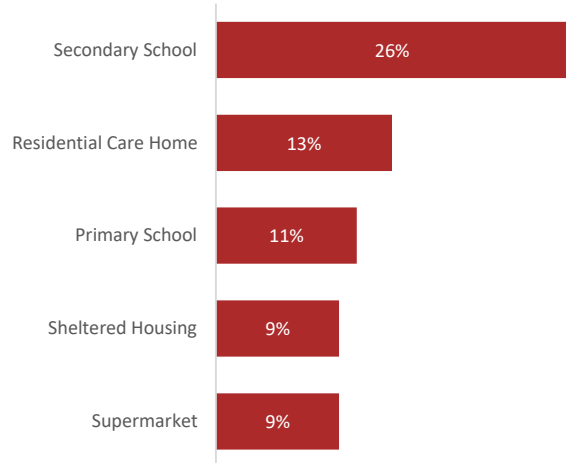
## Unwanted Fire Alarm Signals by Ward (% share)



## Unwanted Fire Alarm Signals by Time of Day



## Unwanted Fire Alarm Signals - Top 5 Premises



## Unwanted Fire Alarm Signals Activity Ratios

UFAS Percentage Against all Incidents



**25%**

UFAS Percentage Against all False Alarms



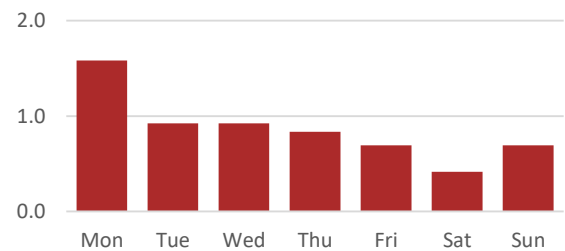
**42%**

Human Influence and Alarm Activations



**45%**

## Average Unwanted Fire Alarm Signals per Day



There has been a significant climb in UFAS activity with a 31% increase on the year on year indicator and a 3% increase on the three year indicator. It is disappointing to note that the majority of these incidents were avoidable and were caused by human error with education and care premises being the top reporters.