

EAST RENFREWSHIRE COUNCIL3 March 2022Report by Head of Accountancy (Chief Financial Officer)REVENUE ESTIMATES 2022/23**PURPOSE OF REPORT**

1. To submit for approval outline revenue estimates of income and expenditure as the basis for the Council Tax declaration for 2022/23.

RECOMMENDATIONS

2. It is recommended that the Council: -

- (i) approves the revenue estimates for 2022/23 (Annex A);
- (ii) approves the recommended level and utilisation of reserves;
- (iii) determines the Council Tax Band D level for 2022/23 at £1,335.11; and
- (iv) notes that management of the Council's finances and service plans will continue to be undertaken on a longer term basis.

REVENUE BUDGET PROCESS

3. In approving the revenue estimates in recent years the Council has recognised that the future financial position was likely to remain very difficult in terms of spending pressures, demand for services and level of government grant. Accordingly, the Council has adopted a long term financial planning policy which assumes a real terms reduction in available budgets. This position remains appropriate with the Scottish Government's Medium Term Financial Strategy, updated in December 2021, and recent economic forecasts anticipating ongoing financial challenges in the coming years.

4. Recognising these ongoing financial pressures, the Council has reviewed and updated its long term Financial Plan for 2022-26, also on today's agenda. As agreed at the Cabinet meeting on 18 November 2021, revenue budgets to be considered today will cover 2022/23 only but it is expected that detailed multi-year budget setting will resume from 2023/24 after the Scottish Spending Review in May 2022 when multi-year settlement information should be provided by the Scottish Government. In keeping with our longer term financial approach, however, departmental modelling of the Council's financial position will also continue internally for the three years 2022/23 to 2024/25 in support of our Outcome Delivery Plan.

5. In summer 2017 savings proposals to address forecast funding shortfalls for the next three financial years were identified. These proposals were subject to extensive consultation and active engagement with the Council's communities, service users, employees and partners in autumn 2017, with consultees being invited to provide their views on the budget savings proposals set out. Feedback from that engagement exercise informed the

development of the savings measures proposed by the Council covering the financial years 2018/19 to 2020/21. In view of COVID-19 impacts delaying the confirmation of UK and Scottish budgets for 2021/22 and 2022/23, a new Council three year budget and associated savings proposals could not be compiled and the Council will again produce only a single year budget for 2022/23. A Citizens' Space one year budget consultation was undertaken for 2022/23 with public feedback also obtained from the Council's 2021 Citizen's Panel and Humanitarian Surveys. The Vision for the Future paper considered earlier on today's agenda contains a summary of key points from all three consultations. It is hoped that multi-year budget setting and multi-year public budget consultations will resume from 2023/24.

6. As a part of the process for constructing the budget proposals for the next financial year, departments compiled detailed budget information on the cost of services to be provided in 2022/23. In practice this represents the cost of maintaining existing service levels and in addition providing for: -

- The impact of inflationary pressures including pay awards
- Scottish and UK Government initiatives
- Cost of Council decisions and legal commitments
- Revenue implications of the Capital Programme
- Increased demand for services from growing population

7. In view of the Scottish Government's announcement of late one-off changes to the budget settlement, the Council budget setting date was moved from 24 February to 3 March 2022 to allow time for the impact to be reflected in budget plans. However, the revised timetable still observes the necessity to set Council Tax and issue bills to residents prior to the start of the new financial year.

8. The budget process has involved consultation with Trades Unions both at departmental and corporate levels and formally through the Joint Consultative Committee and this will continue.

SCOTTISH GOVERNMENT GRANT FUNDING 2022/23

9. Aggregate External Finance (AEF) is the mainstream grant support for the Council. It is determined by the Scottish Government and comprises: -

- General Resource Grant
- Specific Grants
- Income from Non Domestic Rates

10. For comparative purposes budgeted grant levels (excluding 2021/22 non-recurring COVID funding) are as follows:-

	AEF 2021/22	AEF 2022/23
	£000	£000
General Revenue Funding	178,463*	188,172*
Specific Grants	8,506	9,950
Non Domestic Rates	9,107*	9,574*
	<u>196,076</u>	<u>207,696</u>

*The General Revenue Funding in both years above has been adjusted to compensate for the level of NDR income lost due to ongoing COVID rating reliefs.

11. The grant figures above relate to normal Council operations only and do not include Scottish Government funding specifically to address COVID pressures. Such funding, provided separately through government grants or through the power to apply fiscal flexibilities (effectively the ability to extend Council borrowing to cover COVID costs) is accounted for separately by the Council. As such, COVID pressures have not been reflected in the budget figures in this report and have not added directly to the 2022/23 budget shortfall addressed here. Any impact on future years' borrowing costs will be addressed as part of our longer term Treasury Management Strategy to be considered at the next meeting of the Council.

12. The 2022/23 general revenue grant allocation includes additional funding of £10.4m for various Scottish Government policy commitments. Most of this relates to IJB integration commitments of £6.21m, which must be passed directly to the IJB. The Council also received a £3.49m share of new funding for additional teachers and support staff in schools and an additional £0.530m towards the provision of 1140 hours of early learning and childcare, together with several smaller sums. Further new funding for care services pay will also be confirmed in the near future and must also be passed to IJB.

13. The Specific Grant figure incorporates £1.326m ring fenced funding to support educational attainment. This is a similar level to 2021/22 and must be distributed to head teachers for them to determine utilisation. As such the expenditure cannot be directed by the Council.

14. After adjusting for new grant funding for Scottish Government policies as set out in para 12 above, the 2022/23 settlement equates to a cash increase of £1.2m (0.6%) against the original 2021/22 budget. In broad terms this figure consists of:

- An increase of £2.2m as our share of a one-off funding increase to Councils
- An increase of £0.3m to recognise rising Council Tax Reduction pressures
- A net increase of £0.2m from various movements in grant
- A decrease of £1.5m to reflect an increased contribution to the floors arrangement

15. Once one-off funding received during the current year has been taken into account, the like for like position is broadly flat cash between 2021/22 and 2022/23.

16. The figures above include the Council's estimated £2.227m share of the recently announced one-off increase in grant for 2022/23. As this is non-recurring, the Councils' base position for 2023/24 will be reduced by this sum.

17. The Council's 2022/23 grant settlement therefore makes no ongoing provision for any inflationary or local demand pressures faced by the Council, so pay and price increases, service demands and other pressures (such as the introduction of the new National Insurance levy) are not funded through Scottish Government grant but need to be self-funded by the Council. These represent a total annual pressure of almost £7.8m to be absorbed by the Council (excluding IJB).

18. As a part of the grant settlement for 2022/23, the Scottish Government expects that:

- Nationally Councils will maintain teacher numbers in line with pupil numbers and secure places for all probationers who require one under the teacher induction scheme; and
- Council contributions to IJBs will be maintained at least at a flat cash level before the new funding commitments of £6.2m are added.

19. The budget proposals submitted for Council consideration assume delivery against the above points in 2022/23.

“FLOORS” ARRANGEMENT

20. In determining grant distribution the Scottish Government has again put in place a “floors” arrangement to ensure year-on-year stability in grant at individual Council level. The cost of bringing local authorities up to the “floor” is borne by the remaining Councils. Under this arrangement East Renfrewshire will contribute £3.271m by way of deduction from AEF grants in 2022/23. This is £1.472m higher than in the current year and reflects the high level of support distributed to a small number of other Councils. This contribution has been reflected in the above figures.

NON DOMESTIC RATES INCOME

21. Non-domestic rates income is paid into a central pool which is then distributed as part of AEF. The amount paid to Councils from the pool is fixed for each year with any surplus or shortfall in the overall pool being adjusted in the following year’s rate poundage or AEF settlement. The forecast for NDRI draws on Councils’ estimates of the amounts they will contribute to the pool. Included in the calculation are: gross income; expected losses from appeals; in-year cost of transitional relief; mandatory and other reliefs; write-offs and provisions for bad debts. Whilst the 2022/23 amount of NDRI distributed remains lower than the levels up to 2020/21 because of rates reliefs awarded to businesses to address COVID impacts and to stimulate the economy, it does represent an increase on the 2021/22 figure. General Revenue grant has been adjusted upwards in both years to compensate for these rates reliefs.

FINANCIAL OUTLOOK

22. The Council’s agreed financial policy states that *“The Council will make spending decisions based on an assessment of medium to long-term needs and consequences and will seek to avoid taking a short-term outlook in its policy making, service planning and budget setting decisions.”* Over the last number of years the Council has considered and set multi-year budgets. This has assisted in managing extremely difficult financial circumstances and is a demonstration of the value of adopting a longer term approach to financial planning. Given the ongoing challenging financial outlook it is proposed that the Council continues to adopt this longer term approach and this has been set out in the Council’s Financial Plan for 2022-28.

23. As multi-year Scottish Government settlements are not available, it is proposed to agree budget plans only for 2022/23 at today’s meeting. Council officers will continue to model departmental figures for 2022/23 to 2024/25 and continue to update longer term figures (as set out in the Financial Planning 2022 – 2028 paper on today’s agenda) for longer term financial planning purposes. The Council anticipates approving a further multi-year budget in February 2023 once multi-year figures have been announced by the Scottish Government.

24. Taking account of the 2022/23 settlement announcement, updated expenditure forecasts, including Scottish Public Sector Pay Policy, a flat cash base contribution to IJB and an expectation of some Council Tax buoyancy from new housebuilding, a total budget shortfall of £9.533m has been confirmed for the coming year. After applying the assumed 3% increase in Council Tax income used in budget planning, this leaves a budget gap of

£7.729m. This is around £0.4m higher than initial budget planning figures and is the result of the higher than forecast grant support being more than offset by new unfunded pressures, in particular the new National Insurance levy. The position is, however, still subject to change as further inflation and interest rate pressures may arise during the year with consequential detrimental impacts on the Council's finances and service provision.

25. As explained in the Financial Planning 2022-28 report, in view of the autumn 2021 UK Spending Review figures, further cash reductions in grant are forecast for the years following 2022/23, producing ongoing shortfalls for the next five years. For 2023/24 a mid-range budget shortfall of £16.478m is forecast, after applying an assumed 3% Council Tax increase for that year. It is important that the Council continues to manage this scenario in line with its longer term financial management strategy.

COUNCIL TAX

26. The 2022/23 settlement does not include restrictions on Council Tax levels. The Council's published forecasts had been based on a 3% assumed Council Tax increase, however with inflation currently running at 5.4% and the settlement close to flat cash, this would require very difficult reductions in services to be imposed. It is therefore recommended that a Council Tax increase of 3.5% is set. This will increase income by £2.104m per year and reduce the budget gap to £7.429m.

RESERVES AND SAVINGS PROPOSALS

27. Budgets are closely monitored throughout the year and the latest 2021/22 monitoring forecasts a non COVID related underspend of £1.507m by the year end. It is expected that the year-end position will confirm a further increase in underspend as Cabinet on 27 January 2022 instructed Directors to avoid all non-essential expenditure for the remainder of the financial year. This has been taken into account when considering the scope for a draw on reserves. As set out in paragraph 34 of this report, the general reserve is forecast to be at least £9.427m at 31 March 2022. It is therefore considered that a further £5.253m of the outstanding 2022/23 savings requirement can be deferred on a short term basis by a drawdown from unallocated general reserve funds, whilst still observing the Council's minimum Reserves Policy of around 2%. As a result, the budget shortfall for 2022/23 can be reduced to £2.176m.

28. The Integrated Joint Board and the East Renfrewshire Culture & Leisure Trust have their own separate scheduled budget setting plans and will determine their own detailed savings on the basis of the Council's contributions to these bodies as set out in Annex A. As such, the budget shortfall figures above relate only to Council departments.

29. Annex B sets out details of Council departmental savings proposed to close the remaining £2.176m gap.

30. Whilst the Council continues to make every effort to minimise impact on front line services, the cumulative impact of successive real terms cuts in grant settlements means that the scope for further efficiencies to be identified is significantly reducing. Nevertheless, £0.376m (16%) of the Council's savings proposals for 2022/23 relate to efficiencies or to the Council's Modern Ambitious Programme and the focus on the Council's 5 capabilities.

NET EXPENDITURE

31. The resulting revenue estimates for 2022/23 provide for net expenditure of £275.181 million, made up as follows:-

	BUDGET 2022/23 £m
Education	155.362
Contribution to Leisure Trust	5.366
Contribution to IJB	60.755
Environment	26.770
Business Operations & Partnerships – Non Support	11.608
Chief Executive's Non Support	0.764
Joint Boards	2.352
Contingency - Welfare	0.200
Capital Financing Costs	8.966
Other	3.038
	275.181

32. Welfare reform continues to impact on council services. As these changes, particularly Universal Credit, are still being rolled out the budget for 2022/23 includes contingency provision to help the Council make the necessary investment to support the changes and to progress measures to mitigate their impact on the public. As the financial impact of the changes is clarified in coming years, the contingency provision will continue to be allocated to appropriate service areas.

COUNCIL TAX COLLECTION

33. On the basis of past performance the Council Tax collection rate for 2022/23 has been assumed at 98%. It is proposed that any COVID related impact on collection trends will be addressed by Scottish Government general COVID support funding or via fiscal flexibilities.

RESERVES AND BALANCES***General Fund***

34. Setting aside earmarked reserves, the balance on the unallocated General Fund as at 31 March 2021 stood at £11.670 million with £3.75m of that allocated to balance the 2021/22 budget. Recognising the latest reported projections of in year underspends and interest earned it is projected that the closing balance on the General Fund at 31 March 2022 will be £9.427 million (3.63%), £1.507m higher than originally estimated. Factoring in the planned drawdown of £5.253 million in 2022/23 would reduce the reserve to £4.174 million (1.53%) at 31 March 2023. This is close to the minimum level (around 2%) set out in the Council's Reserves Policy and is at the limit of what is considered prudent by the Chief Financial Officer, however early indications are that instructions to avoid non-essential spend for the remainder of the current year are already taking effect and that an increased underspend will be reported in the current year, producing a higher balance at 31 March 2023.

35. The Council's identified aim has been to hold a General Reserve of 4% of net revenue expenditure so as to provide against unforeseen expenditure which may arise and to accommodate the short and medium term financial plans of the Council. A 4% reserve is at the most prudent end of accepted reserve levels and, given Audit Scotland comments in recent years on the levels of reserves held by Councils and the unprecedented challenges at present, it is considered that the proposed drawdown in 2022/23 can be justified. It should be noted that the General Reserve cannot be used to permanently finance recurrent expenditure and can only delay savings.

36. The current and forecast positions of the General Fund and other key Council reserves are set out in graphical form in Annex C.

Modernisation Fund

37. This earmarked funding has been identified to enable the upfront investment required for the Council's transformation activities. The balance as at 31 March 2021 was £5.771m and it is anticipated that £1.318m will be utilised during 2021/22. Due to the impact of COVID-19 progress on projects during 2021/22 was restricted, resulting in an increased anticipated spend during 2022/23 of £2.002m on these activities, this being supported by robust business cases. This proposed expenditure includes £0.200m to permit the Council to progress its Get To Zero carbon reduction plans. A further report will be submitted to members should there be a need to increase the draw on this reserve during the year. Movements in the reserve are currently estimated as:

		£000
Estimated Balance	1/04/22	4,453
Interest Receivable	2022/23	11
Expenditure	2022/23	(2,002)
Closing Balance	31/3/23	<u>2,462</u>

Insurance Fund

38. The Fund has been established to provide for insurance voluntary excess costs and there are no plans to use this fund during 2022/23. Movements in the fund are estimated as follows:

		£000
Estimated Balance	1/4/22	1,827
Interest Receivable	2022/23	8
Expenditure	2022/23	-
Closing Balance	31/3/23	<u>1,835</u>

Equalisation Fund

39. The Fund has been established to equalise future PFI/PPP payments. It is anticipated that in closing this year's accounts no contribution will be made to the reserve. It is not proposed to utilise this Fund during 2022/23. Movements in the fund are estimated to be as follows:

		£000
Estimated Balance	1/4/22	2,887
Interest Receivable	2022/23	13
Expenditure	2022/23	-
Closing Balance	31/3/23	<u>2,900</u>

Repairs and Renewals Fund

40. The Fund is established to enable a continuing programme of repairs and renewals to roads, properties and other infrastructure. Expenditure proposals for 2022/23 from the Fund include £600,000 for targeted property repairs to education premises; £500,000 for road repairs and £300,000 as a contingency that will be drawn down if next year's winter is more adverse than "average".

		£000
Estimated Balance	1/4/22	3,817
Interest Receivable	2022/23	10
Dept Contributions	2022/23	1,670
Expenditure	2022/23	(2,220)
		<hr/>
Closing Balance	31/3/23	<u>3,277</u>

Capital Reserve

41. It is anticipated that in closing this year's financial accounts no contribution will be made to the reserve. In the budget for 2022/23 it is not proposed to contribute further to the reserve. This reserve will assist in maintaining capital investment during the current economic challenges and it will be utilised in accordance with the Council's Capital Plan. The closing balance at 31/3/23 is estimated to be £2.692m.

Devolved School Management Reserve

42. In recent years Head Teachers have been permitted to set aside funding to assist schools in meeting future financial challenges and in managing budgets which span more than one financial year. Utilisation of this fund is at the discretion of Head Teachers and the balance on this fund at 31/3/23 is estimated to be £3.436m.

Other Reserves

43. The Council has various other earmarked reserves including Unspent Grants, Whitelee Wind Farm, Feasibility Fund and Commuted Sums, together with the Capital Grants & Receipts Unapplied Reserve. These funds will continue to be operated by senior management in response to service needs.

EFFICIENT GOVERNMENT

44. In recent years the Council has placed high reliance on its Modern Ambitious Programme to drive change and savings across all services. Key themes included designing services from the customer's perspective, improving the efficiency of our business systems and processes, enhancing productivity through Office 365, improving access to information and reducing numbers of buildings and staff. Due to the impact of COVID-19, however, progress on these items was restricted during 2021/22. Revised structures will be put in place in 2022/23 to better deliver change and digital transformation.

45. As a part of the annual estimates process, savings measures are identified to assist towards the delivery of a balanced budget. Savings measures are progressed in a managed way with early action being taken where possible to prepare for future financial difficulties. Budget proposals endeavour to maximise efficiencies and protect frontline service, with a significant element of the Council's planned savings in recent years arising from efficiencies or relating to activities associated with the MAP programme or the Council's 5 capabilities focus, however after many years the scope for efficiencies is reducing.

EQUALITY IMPACT ASSESSMENT

46. Section 149 of the Equality Act 2010 (the public sector general equality duty), requires the Council, in the exercise of its functions, to have due regard to the need to:

- eliminate unlawful discrimination, harassment and victimisation and other conduct that is prohibited by the Equality Act 2010;
- advance equality of opportunity between people who share a relevant protected characteristic and those who do not; and
- foster good relations between people who share a protected characteristic and those who do not.

47. The Equality Act 2010 (Specific Duties) (Scotland) Regulations 2012 requires the Council, when proposing a new policy or practice, or revising an existing one, to:

- assess the impact of applying its proposals or changes against the three needs of the general equality duty, listed above;
- consider relevant evidence relating to different equality groups (including any evidence received from individuals from those groups);
- take account of the results of any assessment in respect of that policy or practice;
- publish, within a reasonable period, the results of any assessment where the Council decides to apply the policy or practice in question; and
- make arrangements to review and where necessary revise any policy or practice that the Council applies in the exercise of its functions.

48. The Fairer Scotland Duty places a legal responsibility on the Council to actively consider (“pay due regard” to) how they can reduce inequalities of outcome caused by socio-economic disadvantage when making strategic decisions. Socio-economic disadvantage can be described as:

- Low/no wealth
- Low income
- Area deprivation
- Socio-economic background
- Material deprivation

The inequalities that people can face as a result of socio-economic disadvantage include:

- Poorer skills and attainment
- Lower healthy life expectancy
- Lower quality, less secure and lower paid work
- Greater chance of being a victim of crime
- Less chance of being treated with dignity and respect

49. Recognising this statutory duty, the Council has undertaken an equality impact assessment on each of the budget savings measures. Where appropriate, consultation and engagement is undertaken with relevant groups prior to implementing any savings measures assessed as possibly having an impact in equality terms with a view to minimising this impact.

COUNCIL TAX 2022/23

50. The outline revenue estimates in Annex A are based on a Band D Council Tax level of £1,335.11 being set for 2022/23. This proposed Council Tax level represents a 3.5% increase in Council Tax when compared to the current year's level.

RECOMMENDATIONS

51. It is recommended that the Council: -
- (i) approves the revenue estimates for 2022/23 (Annex A);
 - (ii) approves the recommended level and utilisation of reserves;
 - (iii) determines the Council Tax Band D level for 2022/23 at £1,335.11; and
 - (iv) notes that management of the Council's finances and service plans will continue to be undertaken on a longer term basis.

Further information is available from M. McCrossan, Head of Accountancy, telephone 0141 577 3035.

KEY WORDS Revenue Estimates, Council Tax, Reserves and Balances, Financial Planning

FINANCIAL ESTIMATES 2022/23**CONTENTS**

REVENUE ESTIMATES	Page No.
Summary	1 - 18
Education	19 - 34
Environment	35 - 60
Business Operations & Partnerships	61 - 82
Chief Executive - Non Support Services	83 - 88
Central Support Summary	89
Chief Executive - Support Services	91 - 98
Business Operations & Partnerships - Support Services	99 - 110
Environment - Support Services	111 - 114
Health & Social Care Partnership	115 - 124

203

CALCULATION OF COUNCIL TAX BAND 'D'

2021/22		2022/23
£'000		£'000
259,594	Net Expenditure	275,181
-	Contribution to Balances / Special Funds	-
259,594		275,181
(196,862)	Aggregate External Finance	(207,696)
(3,465)	Contribution from Reserves	(5,253)
59,267	Amount to be met from Council Tax	62,232
46,883	Number of Band 'D' Equivalentents	47,563
938	Less Provision for Non Payment	951
45,945	Effective Tax Base	46,612
£1,289.96	Council Tax Band D	£1,335.11

COUNCIL TAX CHARGES 2022/23

<u>Valuation</u> <u>Band</u>	<u>Fraction of</u> <u>Band D</u>	<u>Upper</u> <u>Value</u> £	<u>Council</u> <u>Tax</u> £
A	240/360	27,000	890.07
B	280/360	35,000	1,038.42
C	320/360	45,000	1,186.76
D	1.00	58,000	1,335.11
E	473/360	80,000	1,754.19
F	585/360	106,000	2,169.55
G	705/360	212,000	2,614.59
H	882/360	over 212,000	3,271.02

205

REVENUE ESTIMATES SUMMARY 2022/23 (excluding Covid-19 impact)

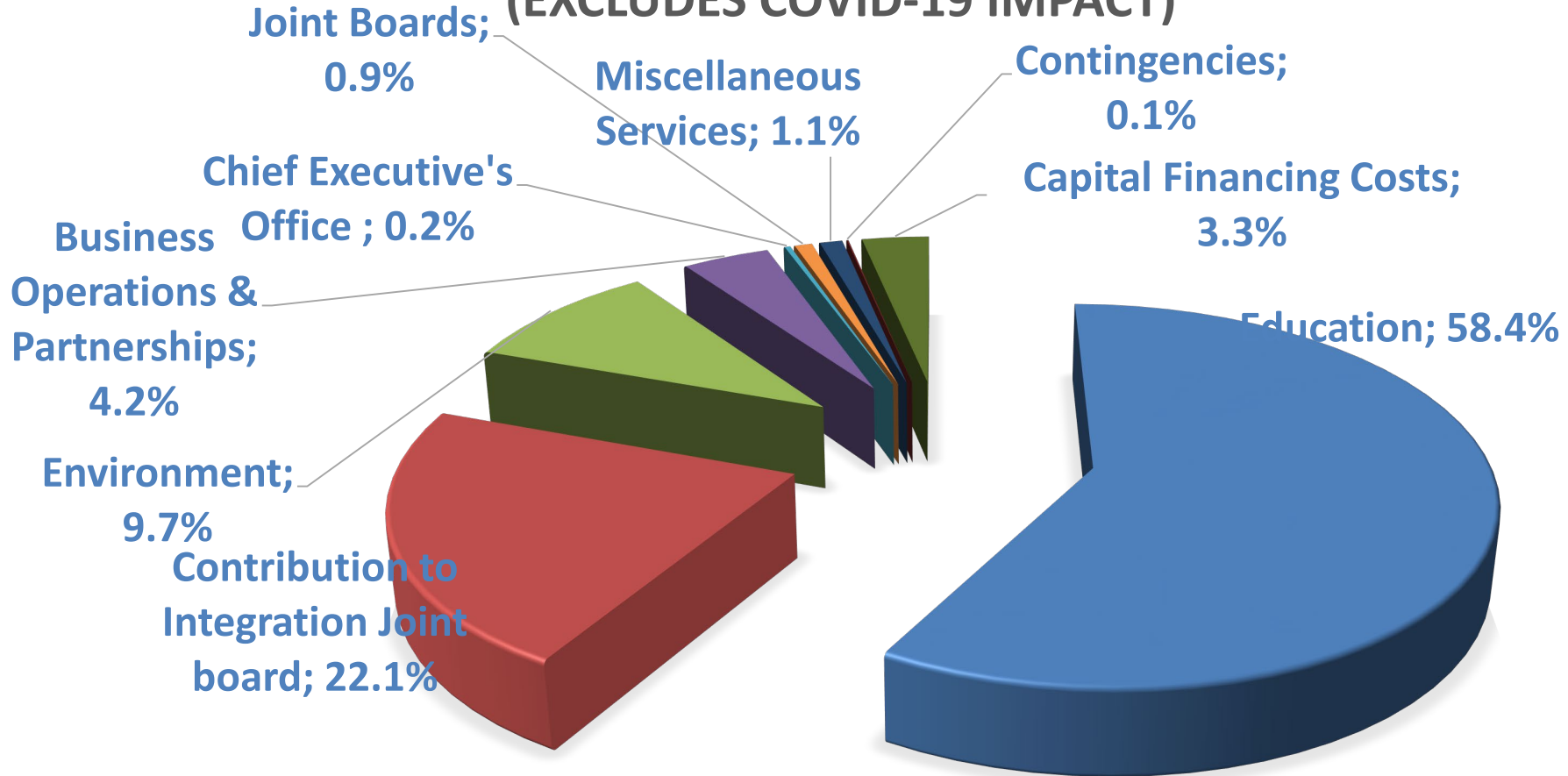
	2021/22 Approved Budget	2022/23 Approved Budget
NET EXPENDITURE	£'000	£'000
Education	152,519	160,728
Contribution to Integration Joint Board (including Ring Fenced Grant)	54,319	60,755
Environment	26,258	26,770
Business Operations & Partnerships	12,436	11,608
Chief Executive's Office - Non Support	65	764
Joint Boards	2,359	2,352
Miscellaneous Services	2,575	3,038
Contingency - Welfare	200	200
Capital Financing Costs	8,863	8,966
Additional Expenditure / (Savings) to be identified	0	
	259,594	275,181
 Contribution to Assist in Maintaining Reserves.		
	259,594	275,181
 FINANCED BY:-		
Revenue Support Grant and Non Domestic Rates	188,357	197,746
Ring Fenced Grants	8,505	9,950
Contribution from Reserves	3,465	5,253
Council Tax	59,267	62,232
	259,594	275,181

REVENUE ESTIMATES SUMMARY 2022/23 (including Covid-19 assumptions)

NET EXPENDITURE	2021/22	2022/23
	Approved Budget	Approved Budget
	£'000	£'000
Education	157,882	163,907
Contribution to Integration Joint Board (including Ring Fenced Grant)	54,319	60,755
Environment	26,258	27,684
Business Operations & Partnerships	12,463	12,291
Chief Executive's Office - Non Support	65	764
Joint Boards	2,359	2,352
Miscellaneous Services	2,575	3,038
Contingency - Welfare	200	200
Capital Financing Costs	8,863	8,966
Additional Expenditure / (Savings) to be identified	0	
	264,984	279,957
Contribution to Assist in Maintaining Reserves.		
	264,984	279,957
FINANCED BY:-		
Revenue Support Grant and Non Domestic Rates	188,357	197,746
Ring Fenced Grants	8,505	9,950
COVID-19 Funding	2,069	4,776
Fiscal Flexibilities	3,321	0
Contribution from Reserves	3,465	5,253
Council Tax	59,267	62,232
	264,984	279,957

2022/23 GENERAL FUND REVENUE BUDGET BY SERVICE

(EXCLUDES COVID-19 IMPACT)



E D U C A T I O N

DEPARTMENTAL SUMMARY

	Budget 2021/22 £'000	Budget 2022/23 £'000
Pre Five Education	15,701	16,762
Schools:- Primary	46,446	49,709
Secondary	59,608	62,204
Other	4,003	3,651
Special Education	7,471	8,009
Psychological Services	907	925
Transport (Excl Special)	1,109	1,250
Clothing	228	290
Administration & Support Services	7,853	8,526
Cleaning and Janitorial Services	1,845	1,986
Catering Services	-	-
School Crossing Patrollers	-	-
Culture and Leisure Services	7,348	7,416
	<u>152,519</u>	<u>160,728</u>

**CONTRIBUTION TO INTEGRATION JOINT BOARD
DEPARTMENTAL SUMMARY**

	Budget 2021/22 £'000	Budget 2022/23 £'000
Ring Fenced Government Grant	614	614
Council Contribution to Integration Joint Board	53,705	60,141
	<u>54,319</u>	<u>60,755</u>

ENVIRONMENT

DEPARTMENTAL SUMMARY

	Budget 2021/22 £'000	Budget 2022/23 £'000
Directorate	1,910	1,900
Environment Accommodation	0	0
Energy Management	90	161
Environment - Non Operational Properties	165	167
Planning & Building Control	1,295	1,440
Economic Development	890	836
Roads	9,753	9,470
Roads Contracting Unit	0	0
Neighbourhood Services	5,133	5,370
Parks Services	(288)	241
Prevention Services	1,205	1,139
Waste Management	3,868	3,883
Cleansing	219	53
Vehicles Services	0	0
Other Housing	2,018	2,110
Office Accommodation	0	0
	<u>26,258</u>	<u>26,770</u>

BUSINESS OPERATIONS & PARTNERSHIPS

DEPARTMENTAL SUMMARY

	Budget 2021/22 £'000	Budget 2022/23 £'000	*
Directorate	73	0	
Community Safety	1,434	1,209	
Democratic Representation & Management, Elections and Members Expenses	2,135	1,202	
Grants	165	145	
Democratic Services	0	521	
Money Advice and Rights	1,006	960	
Registrars	217	162	
Customer First - Non Support	0	242	
Strategy Operational	379	366	
Communities	959	1,009	
Council Tax & Non Domestic Rates	4,350	4,688	
Revenues - Benefits & Discretionary Payments	839	794	
Housing Benefits	590	310	
Business Support Team	236	0	
Revenues - Admin	0	0	
Communities, Revenues and Change	53	0	
	<u>12,436</u>	<u>11,608</u>	

* Certain budgets previously included within support costs will be transferred for 2022/2023 to Business Operations & Partnerships Non Support. These costs have been directly recharged to other Departments within the Council and therefore do not impact on the total cost shown above.

215

CHIEF EXECUTIVE'S - NON SUPPORT SERVICES

DEPARTMENTAL SUMMARY

	Budget 2021/22 £'000	Budget 2022/23 £'000
Accountancy	59	224
Civic Licensing	6	(17)
Licensing Board	0	3
Corporate Management	-	554
	<u>65</u>	<u>764</u>

JOINT BOARDS

	Budget 2021/22 £'000	Budget 2022/23 £'000
Passenger Transport	1,771	1,766
Valuation	588	586
	<u>2,359</u>	<u>2,352</u>

MISCELLANEOUS SERVICES

	Budget 2021/22 £'000	Budget 2022/23 £'000
Restructuring etc. costs	412	412
Miscellaneous	72	87
Superannuation Additional Allowances	1,036	1,036
Other Operational Costs	1,055	1,503
	<u>2,575</u>	<u>3,038</u>

B U D G E T E D P E R S O N N E L 2022/23
A L L S E R V I C E S

	Full Time Equivalent
Education	2,520
Environment	390
Business Operations & Partnerships	148
Chief Executive's - Support Services	51
Chief Executive's - Non Support Services	1
Business Operations & Partnerships - Support Services	136
Environment - Support	39
Health & Social Care Partnership	640
Total	<u><u>3,925</u></u>

EDUCATION

DEPARTMENTAL SUMMARY

	Budget 2021/22 £'000	Budget 2022/23 £'000
<u>Expenditure</u>		
Staff Costs	113,416	119,694
Property Costs	12,004	12,775
Transport Costs	1,964	2,161
Supplies & Services	26,543	27,382
Third Party Payments	9,605	10,465
Transfer Payments	849	911
Support Services	5,756	6,070
Total Expenditure	170,137	179,458
<u>Income</u>		
Ring Fenced Government Grant	7,891	9,336
Other Government Grant	4,996	5,226
Recharge Income (Internal)	9,829	10,359
Fees Charges etc	2,543	2,952
Other Income	250	193
Total Income	25,509	28,066
NET EXPENDITURE FOR COUNCIL TAX	144,628	151,392
<u>Adjustments</u>		
Ring Fenced Government Grant	7,891	9,336
NET EXPENDITURE	152,519	160,728

<u>Budgeted Personnel 2022/23</u>	
	<u>Full-time Equivalent</u>
Chief Officers	4.0
Teachers	1,379.5
APT & C	865.4
Manual	271.1
TOTAL	2,520.0

EDUCATION

PRE FIVE EDUCATION

	Budget 2021/22 £'000	Budget 2022/23 £'000
<u>Expenditure</u>		
Staff Costs	13,930	14,338
Property Costs	746	709
Transport Costs	-	-
Supplies & Services	992	1,235
Third Party Payments	2,402	3,153
Transfer Payments	-	-
Support Services	8	8
Total Expenditure	18,078	19,443
<u>Income</u>		
Ring Fenced Government Grant	6,551	7,998
Other Government Grant	1,970	1,909
Recharge Income (Internal)	31	31
Fees Charges etc	376	741
Other Income	-	-
Total Income	8,928	10,679
Net Expenditure for Council Tax	9,150	8,764
<u>Adjustments</u>		
Ring Fenced Government Grant	6,551	7,998
NET EXPENDITURE	15,701	16,762

Budgeted Personnel 2022/23

	Full-time Equivalent
Chief Officers	-
Teachers	38.0
APT & C	364.7
Manual	-
Total	402.7

EDUCATION

PRIMARY EDUCATION

	Budget 2021/22 £'000	Budget 2022/23 £'000
<u>Expenditure</u>		
Staff Costs	36,497	39,159
Property Costs	4,569	4,827
Transport Costs	-	-
Supplies & Services	6,997	7,184
Third Party Payments	-	-
Transfer Payments	-	-
Support Services	59	62
Total Expenditure	48,122	51,232
<u>Income</u>		
Ring Fenced Government Grant	851	850
Other Government Grant	587	457
Recharge Income (Internal)	312	312
Fees Charges etc	712	726
Other Income	65	28
Total Income	2,527	2,373
Net Expenditure for Council Tax	45,595	48,859
<u>Adjustments</u>		
Ring Fenced Government Grant	851	850
NET EXPENDITURE	46,446	49,709

Budgeted Personnel 2022/23

	<u>Full-time Equivalent</u>
Chief Officers	-
Teachers	578.4
APT & C	146.8
Manual	-
Total	725.2

E D U C A T I O N
S E C O N D A R Y E D U C A T I O N

	Budget 2021/22 £'000	Budget 2022/23 £'000
<u>Expenditure</u>		
Staff Costs	44,123	46,590
Property Costs	4,982	5,248
Transport Costs	17	17
Supplies & Services	13,204	13,460
Third Party Payments	835	835
Transfer Payments	-	-
Support Services	53	56
Total Expenditure	63,214	66,206
<u>Income</u>		
Ring Fenced Government Grant	352	352
Other Government Grant	2,277	2,663
Recharge Income (Internal)	235	235
Fees Charges etc	1,009	1,039
Other Income	85	65
Total Income	3,958	4,354
Net Expenditure for Council Tax	59,256	61,852
<u>Adjustments</u>		
Ring Fenced Government Grant	352	352
NET EXPENDITURE	59,608	62,204

Budgeted Personnel 2022/23

	<u>Full-time Equivalent</u>
Chief Officers	-
Teachers	662.3
APT & C	158.3
Manual	-
Total	820.6

EDUCATION

SCHOOLS - OTHER

	Budget 2021/22 £'000	Budget 2022/23 £'000
<u>Expenditure</u>		
Staff Costs	1,673	1,419
Property Costs	200	200
Transport Costs	-	-
Supplies & Services	2,082	1,980
Third Party Payments	18	18
Transfer Payments	606	606
Support Services	1	1
Total Expenditure	4,580	4,224
<u>Income</u>		
Ring Fenced Government Grant	-	-
Other Government Grant	137	133
Recharge Income (Internal)	-	-
Fees Charges etc	340	340
Other Income	100	100
Total Income	577	573
Net Expenditure for Council Tax	4,003	3,651
<u>Adjustments</u>		
Ring Fenced Government Grant	-	-
NET EXPENDITURE	4,003	3,651

Budgeted Personnel 2022/23

	<u>Full-time Equivalent</u>
Chief Officers	-
Teachers	18.7
APT & C	13.0
Manual	-
Total	31.7

EDUCATION

SPECIAL EDUCATION

	Budget 2021/22 £'000	Budget 2022/23 £'000
<u>Expenditure</u>		
Staff Costs	5,041	5,471
Property Costs	203	228
Transport Costs	776	831
Supplies & Services	471	525
Third Party Payments	1,039	1,039
Transfer Payments	-	-
Support Services	1	1
Total Expenditure	7,531	8,095
<u>Income</u>		
Ring Fenced Government Grant	124	124
Other Government Grant	-	26
Recharge Income (Internal)	18	18
Fees Charges etc	42	42
Other Income	-	-
Total Income	184	210
Net Expenditure for Council Tax	7,347	7,885
<u>Adjustments</u>		
Ring Fenced Government Grant	124	124
NET EXPENDITURE	7,471	8,009

Budgeted Personnel 2022/23

	<u>Full-time Equivalent</u>
Chief Officers	-
Teachers	60.9
APT & C	68.5
Manual	-
Total	129.4

E D U C A T I O N
P S Y C H O L O G I C A L S E R V I C E S

	Budget 2021/22 £'000	Budget 2022/23 £'000
<u>Expenditure</u>		
Staff Costs	903	927
Property Costs	-	-
Transport Costs	-	-
Supplies & Services	4	4
Third Party Payments	-	-
Transfer Payments	-	-
Support Services	-	-
Total Expenditure	907	931
<u>Income</u>		
Ring Fenced Government Grant	-	-
Other Government Grant	-	6
Recharge Income (Internal)	-	-
Fees Charges etc	-	-
Other Income	-	-
Total Income	-	6
Net Expenditure for Council Tax	907	925
<u>Adjustments</u>		
Ring Fenced Government Grant	-	-
NET EXPENDITURE	907	925

Budgeted Personnel 2022/23

	<u>Full-time Equivalent</u>
Chief Officers	-
Teachers	10.3
APT & C	1.0
Manual	-
Total	11.3

EDUCATION

TRANSPORT (EXCLUDING SPECIAL EDUCATION)

	Budget 2021/22 £'000	Budget 2022/23 £'000
<u>Expenditure</u>		
Staff Costs	-	-
Property Costs	-	-
Transport Costs	1,147	1,288
Supplies & Services	-	-
Third Party Payments	-	-
Transfer Payments	-	-
Support Services	-	-
Total Expenditure	<u>1,147</u>	<u>1,288</u>
<u>Income</u>		
Ring Fenced Government Grant	13	12
Other Government Grant	-	-
Recharge Income (Internal)	-	-
Fees Charges etc	38	38
Other Income	-	-
Total Income	<u>51</u>	<u>50</u>
Net Expenditure for Council Tax	<u>1,096</u>	<u>1,238</u>
<u>Adjustments</u>		
Ring Fenced Government Grant	13	12
NET EXPENDITURE	<u><u>1,109</u></u>	<u><u>1,250</u></u>

Budgeted Personnel 2022/23

	<u>Full-time Equivalent</u>
Chief Officers	-
Teachers	-
APT & C	-
Manual	-
Total	<u><u>-</u></u>

E D U C A T I O N
P R O V I S I O N F O R C L O T H I N G

	Budget 2021/22 £'000	Budget 2022/23 £'000
<u>Expenditure</u>		
Staff Costs	-	-
Property Costs	-	-
Transport Costs	-	-
Supplies & Services	-	-
Third Party Payments	-	-
Transfer Payments	228	290
Support Services	-	-
Total Expenditure	228	290
<u>Income</u>		
Ring Fenced Government Grant	-	-
Other Government Grant	-	-
Recharge Income (Internal)	-	-
Fees Charges etc	-	-
Other Income	-	-
Total Income	-	-
Net Expenditure for Council Tax	228	290
<u>Adjustments</u>		
Ring Fenced Government Grant	-	-
NET EXPENDITURE	228	290

Budgeted Personnel 2022/23

	<u>Full-time Equivalent</u>
Chief Officers	-
Teachers	-
APT & C	-
Manual	-
Total	-

EDUCATION

ADMINISTRATION & SUPPORT SERVICES

	Budget 2021/22 £'000	Budget 2022/23 £'000
<u>Expenditure</u>		
Staff Costs	3,345	3,381
Property Costs	80	200
Transport Costs	-	-
Supplies & Services	374	436
Third Party Payments	16	16
Transfer Payments	-	-
Support Services	4,489	4,980
Total Expenditure	8,304	9,013
<u>Income</u>		
Ring Fenced Government Grant	-	-
Other Government Grant	25	32
Recharge Income (Internal)	426	455
Fees Charges etc	-	-
Other Income	-	-
Total Income	451	487
Net Expenditure for Council Tax	7,853	8,526
<u>Adjustments</u>		
Ring Fenced Government Grant	-	-
NET EXPENDITURE	7,853	8,526

<u>Budgeted Personnel 2022/23</u>	
	<u>Full-time Equivalent</u>
Chief Officers	4.0
Teachers	10.9
APT & C	40.0
Manual	-
Total	54.9

E D U C A T I O N
C L E A N I N G A N D J A N I T O R I A L S E R V I C E S

	Budget 2021/22 £'000	Budget 2022/23 £'000
<u>Expenditure</u>		
Staff Costs	4,454	4,777
Property Costs	130	130
Transport Costs	2	2
Supplies & Services	258	278
Third Party Payments	-	-
Transfer Payments	4	4
Support Services	138	138
Total Expenditure	4,986	5,329
<u>Income</u>		
Ring Fenced Government Grant	-	-
Other Government Grant	-	-
Recharge Income (Internal)	3,141	3,343
Fees Charges etc	-	-
Other Income	-	-
Total Income	3,141	3,343
Net Expenditure for Council Tax	1,845	1,986
<u>Adjustments</u>		
Ring Fenced Government Grant	-	-
Net Expenditure	1,845	1,986

Budgeted Personnel 2022/23

	<u>Full-time Equivalent</u>
Chief Officers	-
Teachers	-
APT & C	60.6
Manual	124.9
Total	185.5

E D U C A T I O N

CATERING SERVICES

	Budget 2021/22 £'000	Budget 2022/23 £'000
<u>Expenditure</u>		
Staff Costs	3,122	3,287
Property Costs	26	26
Transport Costs	18	19
Supplies & Services	2,063	2,178
Third Party Payments	-	-
Transfer Payments	11	11
Support Services	96	96
Total Expenditure	5,336	5,617
<u>Income</u>		
Ring Fenced Government Grant	-	-
Other Government Grant	-	-
Recharge Income (Internal)	5,310	5,591
Fees Charges etc	26	26
Other Income	-	-
Total Income	5,336	5,617
Net Expenditure for Council Tax	-	-
<u>Adjustments</u>		
Ring Fenced Government Grant	-	-
Net Expenditure	-	-

<u>Budgeted Personnel 2022/23</u>	
	<u>Full-time Equivalent</u>
Chief Officers	-
Teachers	-
APT & C	12.5
Manual	128.0
Total	140.5

EDUCATION

SCHOOL CROSSING PATROLLERS

	Budget 2021/22 £'000	Budget 2022/23 £'000
<u>Expenditure</u>		
Staff Costs	328	345
Property Costs	-	-
Transport Costs	4	4
Supplies & Services	22	23
Third Party Payments	-	-
Transfer Payments	-	-
Support Services	2	2
Total Expenditure	356	374
<u>Income</u>		
Ring Fenced Government Grant	-	-
Other Government Grant	-	-
Recharge Income (Internal)	356	374
Fees Charges etc	-	-
Other Income	-	-
Total Income	356	374
Net Expenditure for Council Tax	-	-
<u>Adjustments</u>		
Ring Fenced Government Grant	-	-
NET EXPENDITURE	-	-

<u>Budgeted Personnel 2022/23</u>	<u>Full-time Equivalent</u>
Chief Officers	-
Teachers	-
APT & C	-
Manual	18.2
Total	18.2

E D U C A T I O N
C U L T U R E A N D L E I S U R E S E R V I C E S

	Budget 2021/22 £'000	Budget 2022/23 £'000
<u>Expenditure</u>		
Staff Costs	-	-
Property Costs	1,068	1,207
Transport Costs	-	-
Supplies & Services	76	79
Third Party Payments	5,295	5,404
Transfer Payments	-	-
Support Services	909	726
Total Expenditure	<u>7,348</u>	<u>7,416</u>
<u>Income</u>		
Ring Fenced Government Grant	-	-
Other Government Grant	-	-
Recharge Income (Internal)	-	-
Fees Charges etc.	-	-
Other Income	-	-
Total Income	<u>-</u>	<u>-</u>
Net Expenditure	<u><u>7,348</u></u>	<u><u>7,416</u></u>

Budgeted Personnel 2022/23

	<u>Full Time Equivalent</u>
Chief Officers	-
Teachers	-
APT & C	-
Manual	-
Total	<u><u>-</u></u>

ENVIRONMENT

DEPARTMENTAL SUMMARY

	Budget 2021/22 £'000	Budget 2022/23 £'000
<u>Expenditure</u>		
Staff Costs	15,429	16,712
Property Costs	2,573	3,837
Transport Costs	3,290	3,329
Supplies & Services	15,029	14,830
Third Party Payments	744	882
Transfer Payments	706	717
Support Services	2,956	2,591
Total Expenditure	40,727	42,898
<u>Income</u>		
Ring-Fenced Grant	-	-
Other Government Grant	737	711
Recharge Income (Internal)	7,181	8,754
Fees Charges etc.	5,069	5,158
Other Income	1,482	1,505
Total Income	14,469	16,128
Net Expenditure	26,258	26,770

<u>Budgeted Personnel 2022/23</u>	
	<u>Full-time Equivalent</u>
Chief Officers	3.0
Teachers	-
APT & C	203.8
Manual	183.3
Total	<u>390.1</u>

ENVIRONMENT

DIRECTORATE

	Budget 2021/22 £'000	Budget 2022/23 £'000
<u>Expenditure</u>		
Staff Costs	1,228	1,211
Property Costs	83	83
Transport Costs	-	-
Supplies & Services	121	186
Third Party Payments	-	-
Transfer Payments	-	-
Support Services	751	693
Total Expenditure	2,183	2,173
<u>Income</u>		
Ring-Fenced Grant	-	-
Other Government Grant	-	-
Recharge Income (Internal)	205	273
Fees Charges etc.	-	-
Other Income	68	-
Total Income	273	273
Net Expenditure	1,910	1,900

<u>Budgeted Personnel 2022/23</u>	
	<u>Full-time Equivalent</u>
Chief Officers	1.0
Teachers	-
APT & C	20.1
Manual	-
Total	21.1

ENVIRONMENT

ENVIRONMENT ACCOMMODATION

	Budget 2021/22 £'000	Budget 2022/23 £'000
<u>Expenditure</u>		
Staff Costs	-	-
Property Costs	768	772
Transport Costs	-	-
Supplies & Services	3	3
Third Party Payments	-	-
Transfer Payments	-	-
Support Services	-	-
Total Expenditure	771	775
<u>Income</u>		
Ring-Fenced Grant	-	-
Other Government Grant	-	-
Recharge Income (Internal)	771	775
Fees Charges etc.	-	-
Other Income	-	-
Total Income	771	775
Net Expenditure	-	-

<u>Budgeted Personnel 2022/23</u>	<u>Full-time Equivalent</u>
Chief Officers	-
Teachers	-
APT & C	-
Manual	-
Total	-

ENVIRONMENT

NON-OPERATIONAL PROPERTIES

	Budget 2021/22 £'000	Budget 2022/23 £'000
<u>Expenditure</u>		
Staff Costs	-	-
Property Costs	159	161
Transport Costs	-	-
Supplies & Services	20	20
Third Party Payments	-	-
Transfer Payments	-	-
Support Services	3	3
Total Expenditure	182	184
<u>Income</u>		
Ring-Fenced Grant	-	-
Other Government Grant	-	-
Recharge Income (Internal)	-	-
Fees Charges etc.	17	17
Other Income	-	-
Total Income	17	17
Net Expenditure	165	167

<u>Budgeted Personnel 2022/23</u>	<u>Full-time Equivalent</u>
Chief Officers	-
Teachers	-
APT & C	-
Manual	-
Total	-

ENVIRONMENT

ENERGY MANAGEMENT

	Budget 2021/22 £'000	Budget 2022/23 £'000
<u>Expenditure</u>		
Staff Costs	55	56
Property Costs	22	52
Transport Costs	-	-
Supplies & Services	1	1
Third Party Payments	-	-
Transfer Payments	-	-
Support Services	12	52
Total Expenditure	90	161
<u>Income</u>		
Ring-Fenced Grant	-	-
Other Government Grant	-	-
Recharge Income (Internal)	-	-
Fees Charges etc.	-	-
Other Income	-	-
Total Income	-	-
Net Expenditure	90	161

<u>Budgeted Personnel 2022/23</u>	<u>Full-time Equivalent</u>
Chief Officers	-
Teachers	-
APT & C	1.0
Manual	-
Total	1.0

ENVIRONMENT

PLANNING & BUILDING CONTROL
 (INCORPORATING OUTDOOR ACCESS, COUNTRY PARK & WHITELEE)

	Budget 2021/22 £'000	Budget 2022/23 £'000
<u>Expenditure</u>		
Staff Costs	2,074	2,144
Property Costs	115	115
Transport Costs	12	12
Supplies & Services	87	185
Third Party Payments	94	94
Transfer Payments	102	102
Support Services	214	196
Total Expenditure	2,698	2,848
<u>Income</u>		
Ring-Fenced Grant	-	-
Other Government Grant	-	-
Recharge Income (Internal)	228	233
Fees Charges etc.	1,036	1,036
Other Income	139	139
Total Income	1,403	1,408
Net Expenditure	1,295	1,440

<u>Budgeted Personnel 2022/23</u>	
	Full-time Equivalent
Chief Officers	1.0
Teachers	-
APT & C	40.8
Manual	-
Total	<u>41.8</u>

ENVIRONMENT

PLANNING & BUILDING CONTROL (INCORPORATING OUTDOOR ACCESS, COUNTRY PARK & WHITELEE)

This service comprises:-

	Budget 2021/22 £'000	Budget 2022/23 £'000
Development Planning	564	641
Outdoor Access	45	46
Country Park	48	50
Whiteless	-	- 1
Development Management	167	251
Building Control	107	81
Business Intelligence	364	372
	1,295	1,440

ENVIRONMENT

ECONOMIC DEVELOPMENT
(INCORPORATING CITY DEAL)

	Budget 2021/22 £'000	Budget 2022/23 £'000
<u>Expenditure</u>		
Staff Costs	926	1,040
Property Costs	196	196
Transport Costs	-	-
Supplies & Services	466	350
Third Party Payments	8	91
Transfer Payments	149	149
Support Services	202	147
Total Expenditure	1,947	1,973
<u>Income</u>		
Ring-Fenced Grant	-	-
Other Government Grant	265	239
Recharge Income (Internal)	-	106
Fees Charges etc.	259	259
Other Income	533	533
Total Income	1,057	1,137
Net Expenditure	890	836

<u>Budgeted Personnel 2022/23</u>	
	<u>Full-time Equivalent</u>
Chief Officers	-
Teachers	-
APT & C	19.4
Manual	-
Total	19.4

ENVIRONMENT

ROADS

	Budget 2021/22 £'000	Budget 2022/23 £'000
<u>Expenditure</u>		
Staff Costs	1,577	2,063
Property Costs	235	238
Transport Costs	105	107
Supplies & Services	8,801	8,426
Third Party Payments	57	57
Transfer Payments	-	-
Support Services	373	257
Total Expenditure	11,148	11,148
<u>Income</u>		
Ring-Fenced Grant	-	
Other Government Grant	129	129
Recharge Income (Internal)	862	1,009
Fees Charges etc.	343	479
Other Income	61	61
Total Income	1,395	1,678
Net Expenditure	9,753	9,470

<u>Budgeted Personnel 2022/23</u>	
	<u>Full-time Equivalent</u>
Chief Officers	-
Teachers	-
APT & C	40.2
Manual	-
Total	40.2

ENVIRONMENT

ROADS

This service comprises:-

	Budget 2021/22 £'000	Budget 2022/23 £'000
Routine Maintenance Roads	1,145	1,434
Routine Maintenance Street Lighting	504	356
Winter Maintenance	900	875
Footway Resurfacing & Patching	360	200
Carriageway Resurfacing & Patching	700	392
School Crossing Patrols	356	356
Street Lighting Electricity	692	761
Flood Prevention	70	70
Administration & Support (Including PFI Costs)	5,026	5,026
	<u>9,753</u>	<u>9,470</u>

ENVIRONMENT

ROADS CONTRACTING UNIT

	Budget 2021/22 £'000	Budget 2022/23 £'000
<u>Expenditure</u>		
Staff Costs	1,000	1,022
Property Costs	50	46
Transport Costs	566	582
Supplies & Services	126	111
Third Party Payments	-	-
Transfer Payments	18	18
Support Services	26	91
Total Expenditure	1,786	1,870
<u>Income</u>		
Ring-Fenced Grant	-	-
Other Government Grant	-	-
Recharge Income (Internal)	1,786	1,870
Fees Charges etc.	-	-
Other Income	-	-
Total Income	1,786	1,870
Net Expenditure	-	-

<u>Budgeted Personnel 2022/23</u>	
	<u>Full-time Equivalent</u>
Chief Officers	-
Teachers	-
APT & C	1.0
Manual	24.0
Total	25.0

ENVIRONMENT

NEIGHBOURHOOD SERVICES

	Budget 2021/22 £'000	Budget 2022/23 £'000
<u>Expenditure</u>		
Staff Costs	5,156	5,401
Property Costs	-	-
Transport Costs	-	-
Supplies & Services	34	34
Third Party Payments	-	-
Transfer Payments	-	-
Support Services	-	-
Total Expenditure	5,190	5,435
<u>Income</u>		
Ring-Fenced Grant	-	-
Other Government Grant	-	-
Recharge Income (Internal)	57	65
Fees Charges etc.	-	-
Other Income	-	-
Total Income	57	65
Net Expenditure	5,133	5,370

<u>Budgeted Personnel 2022/23</u>	
	<u>Full Time Equivalent</u>
Chief Officers	-
Teachers	-
APT & C	20.0
Manual	134.4
Total	154.4

ENVIRONMENT

PARKS SERVICES

	Budget 2021/22 £'000	Budget 2022/23 £'000
<u>Expenditure</u>		
Staff Costs	-	-
Property Costs	264	347
Transport Costs	212	226
Supplies & Services	375	486
Third Party Payments		
Transfer Payments		
Support Services	172	280
Total Expenditure	1,023	1,339
<u>Income</u>		
Ring-Fenced Grant		
Other Government Grant	19	19
Recharge Income (Internal)	312	347
Fees Charges etc.	980	732
Other Income	-	-
Total Income	1,311	1,098
Net Expenditure	(288)	241

<u>Budgeted Personnel 2022/23</u>	
	<u>Full Time Equivalent</u>
Chief Officers	-
Teachers	-
APT & C	-
Manual	-
Total	0.0

ENVIRONMENT

PARKS SERVICES

This service comprises:-

	Budget 2021/22 £'000	Budget 2022/23 £'000
Administration	213	259
Parks Operations	(325)	(38)
Arboriculture	80	100
Cemeteries	(258)	(70)
Park Rangers	24	0
Parks Upkeep	(22)	(10)
	<u>(288)</u>	<u>241</u>

ENVIRONMENT

PREVENTION SERVICES

	Budget 2021/22 £'000	Budget 2022/23 £'000
<u>Expenditure</u>		
Staff Costs	837	870
Property Costs	19	19
Transport Costs	-	-
Supplies & Services	175	199
Third Party Payments	74	74
Transfer Payments	2	2
Support Services	226	103
Total Expenditure	1,333	1,267
<u>Income</u>		
Ring-Fenced Grant	-	-
Other Government Grant	6	6
Recharge Income (Internal)	7	7
Fees Charges etc.	75	75
Other Income	40	40
Total Income	128	128
Net Expenditure	1,205	1,139

<u>Budgeted Personnel 2022/23</u>	
	<u>Full Time Equivalent</u>
Chief Officers	-
Teachers	-
APT & C	17.0
Manual	-
Total	17.0

ENVIRONMENT
PREVENTION SERVICES

This service comprises:-

	Budget 2021/22 £'000	Budget 2022/23 £'000
Environmental Health	749	714
Trading Standards	436	403
Licensing	20	22
	<u>1,205</u>	<u>1,139</u>

ENVIRONMENT

WASTE MANAGEMENT

	Budget 2021/22 £'000	Budget 2022/23 £'000
<u>Expenditure</u>		
Staff Costs	-	-
Property Costs	77	90
Transport Costs	5	5
Supplies & Services	3,579	3,578
Third Party Payments	22	22
Transfer Payments	-	-
Support Services	220	409
Total Expenditure	3,903	4,104
<u>Income</u>		
Ring-Fenced Grant	-	-
Other Government Grant	-	-
Recharge Income (Internal)	-	-
Fees Charges etc.	35	221
Other Income	-	-
Total Income	35	221
Net Expenditure	3,868	3,883

Budgeted Personnel 2022/23

	<u>Full Time Equivalent</u>
Chief Officers	-
Teachers	-
APT & C	-
Manual	-
Total	0.0

ENVIRONMENT
WASTE MANAGEMENT

This service comprises:-

	Budget 2021/22 £'000	Budget 2022/23 £'000
Refuse Disposal	3,274	3,475
Strategic Waste Fund	594	408
	<u>3,868</u>	<u>3,883</u>

ENVIRONMENT

CLEANSING

	Budget 2021/22 £'000	Budget 2022/23 £'000
<u>Expenditure</u>		
Staff Costs	350	361
Property Costs	142	142
Transport Costs	858	791
Supplies & Services	338	349
Third Party Payments	1	1
Transfer Payments	-	-
Support Services	224	103
Total Expenditure	1,913	1,747
<u>Income</u>		
Ring-Fenced Grant	-	-
Other Government Grant	-	-
Recharge Income (Internal)	92	92
Fees Charges etc.	1,602	1,602
Other Income	-	-
Total Income	1,694	1,694
Net Expenditure	219	53

<u>Budgeted Personnel 2022/23</u>	
	<u>Full Time Equivalent</u>
Chief Officers	1.0
Teachers	-
APT & C	-
Manual	6.0
Total	7.0

ENVIRONMENT
CLEANSING

This service comprises:-

	Budget 2021/22 £'000	Budget 2022/23 £'000
Refuse Collection	624	573
Street Cleaning	122	96
Cleansing Management	-747	-847
Civic Amenity Sites	166	168
Thornliebank Depot	54	63
	<u>219</u>	<u>53</u>

ENVIRONMENT

VEHICLES SERVICES

	Budget 2021/22 £'000	Budget 2022/23 £'000
<u>Expenditure</u>		
Staff Costs	727	737
Property Costs	36	36
Transport Costs	1,532	1,587
Supplies & Services	183	191
Third Party Payments	-	
Transfer Payments	-	
Support Services	92	-
Total Expenditure	2,570	2,551
<u>Income</u>		
Ring-Fenced Grant	-	-
Other Government Grant	-	-
Recharge Income (Internal)	2,540	2,521
Fees Charges etc.	30	30
Other Income	-	-
Total Income	2,570	2,551
Net Expenditure	-	-

<u>Budgeted Personnel 2022/23</u>	
	<u>Full Time Equivalent</u>
Chief Officers	-
Teachers	-
APT & C	1.0
Manual	18.9
Total	19.9

ENVIRONMENT
OTHER HOUSING

	Budget 2021/22 £'000	Budget 2022/23 £'000
<u>Expenditure</u>		
Staff Costs	1,499	1,807
Property Costs	407	456
Transport Costs	-	19
Supplies & Services	720	660
Third Party Payments	488	543
Transfer Payments	435	446
Support Services	441	257
Total Expenditure	3,990	4,188
<u>Income</u>		
Ring-Fenced Grant	-	-
Other Government Grant	318	318
Recharge Income (Internal)	321	321
Fees Charges etc.	692	707
Other Income	641	732
Total Income	1,972	2,078
Net Expenditure	2,018	2,110

<u>Budgeted Personnel 2022/23</u>	<u>Full Time Equivalent</u>
Chief Officers	-
Teachers	-
APT & C	43.3
Manual	-
Total	43.3

ENVIRONMENT

ACCOMMODATION

	Budget 2021/22 £'000	Budget 2022/23 £'000
<u>Expenditure</u>		
Staff Costs	-	-
Property Costs	-	1,084
Transport Costs	-	-
Supplies & Services	-	51
Third Party Payments	-	-
Transfer Payments	-	-
Support Services	-	-
Total Expenditure	-	1,135
<u>Income</u>		
Ring Fenced Government Grant	-	-
Other Govt Grant	-	-
Recharge Income (Internal)	-	1,135
Fees Charges etc	-	-
Other Income	-	-
Total Income	-	1,135
Net Expenditure	-	-

<u>Budgeted Personnel 2022/23</u>	
	<u>Full Time Equivalent</u>
Chief Officers	-
Teachers	-
APT & C	-
Manual	-
Total	-

* This budget formed part of the Environment - Support costs in 2021/2022.

BUSINESS OPERATIONS & PARTNERSHIPS

DEPARTMENTAL SUMMARY

	Budget 2021/22 £'000	Budget 2022/23 £'000	*
<u>Expenditure</u>			
Staff Costs	4,557	6,272	
Property Costs	64	64	
Transport Costs	61	72	
Supplies & Services	1,152	2,650	
Third Party Payments	310	311	
Transfer Payments	17,729	17,640	
Support Services	3,472	1,402	
Total Expenditure	27,345	28,411	
<u>Income</u>			
Ring Fenced Government Grant	-	-	
Other Government Grant	-	-	
Recharge Income (Internal)	13,230	13,230	
Fees Charges etc.	877	2,759	
Other Income	435	437	
	367	377	
Total Income	14,909	16,803	
Net Expenditure	12,436	11,608	
Adjustments			
Ring Fenced Government Grant	-	-	
Net Expenditure	12,436	11,608	

<u>Budgeted Personnel 2022/23</u>	
	<u>Full Time Equivalent</u>
Chief Officers	2.0
Teachers	-
APT & C	146.1
Manual	-
Total	148.1

* Certain budgets previously included within support costs will be transferred for 2022/2023 to Business Operations & Partnerships Non Support. These costs have been directly recharged to other Departments within the Council and therefore do not impact on the total cost shown above.

BUSINESS OPERATIONS & PARTNERSHIPS

DIRECTORATE

	Budget 2021/22 £'000	Budget 2022/23 £'000
<u>Expenditure</u>		
Staff Costs	178	184
Property Costs	-	-
Transport Costs	-	-
Supplies & Services	5	6
Third Party Payments	-	-
Transfer Payments	-	-
Support Services	33	-
Total Expenditure	<u>216</u>	<u>190</u>
<u>Income</u>		
Ring Fenced Government Grant	-	-
Other Government Grant	-	-
Recharge Income (Internal)	143	190
Fees Charges etc.	-	-
Other Income	-	-
Total Income	<u>143</u>	<u>190</u>
Net Expenditure	<u><u>73</u></u>	<u><u>-</u></u>

Budgeted Personnel 2022/23

	<u>Full Time Equivalent</u>
Chief Officers	1.0
Teachers	-
APT & C	0.8
Manual	-
Total	<u>1.8</u>

BUSINESS OPERATIONS & PARTNERSHIPS

COMMUNITY SAFETY

	Budget 2021/22 £'000	Budget 2022/23 £'000
<u>Expenditure</u>		
Staff Costs	1,238	1,115
Property Costs	21	21
Transport Costs	29	30
Supplies & Services	61	115
Third Party Payments	64	64
Transfer Payments	-	-
Support Services	355	198
Total Expenditure	1,768	1,543
<u>Income</u>		
Ring Fenced Government Grant	-	-
Other Government Grant	-	-
Recharge Income (Internal)	258	258
Fees Charges etc.	57	57
Other Income	19	19
Total Income	334	334
Net Expenditure	1,434	1,209

<u>Budgeted Personnel 2022/23</u>	
	<u>Full Time Equivalent</u>
Chief Officers	-
Teachers	-
APT & C	28.2
Manual	-
Total	28.2

BUSINESS OPERATIONS & PARTNERSHIPS**COMMUNITY SAFETY**

This service comprises:-

	Budget 2021/22 £'000	Budget 2022/23 £'000
Management	279	336
CCTV	800	534
Community Wardens	355	339
	<u>1,434</u>	<u>1,209</u>

BUSINESS OPERATIONS & PARTNERSHIPS

DEMOCRATIC REPRESENTATION & MANAGEMENT, ELECTIONS AND MEMBERS EXPENSES

	Budget 2021/22 £'000	Budget 2022/23 £'000	*
<u>Expenditure</u>			
Staff Costs	2	2	
Property Costs	6	6	
Transport Costs	-	-	
Supplies & Services	722	1,008	
Third Party Payments	3	3	
Transfer Payments	-	-	
Support Services	1,402	183	
Total Expenditure	2,135	1,202	
<u>Income</u>			
Ring Fenced Government Grant	-	-	
Other Government Grant	-	-	
Recharge Income (Internal)	-	-	
Fees Charges etc.	-	-	
Other Income	-	-	
Total Income	-	-	
Net Expenditure	2,135	1,202	

<u>Budgeted Personnel 2022/23</u>	
	<u>Full Time Equivalent</u>
Chief Officers	-
Teachers	-
APT & C	-
Manual	-
Total	-

* Some of these costs will be transferred for 2022/2023 to the Chief Executive's Department -
- Corporate Management Budget.

BUSINESS OPERATIONS & PARTNERSHIPS

GRANTS

	Budget 2021/22 £'000	Budget 2022/23 £'000
<u>Expenditure</u>		
Staff Costs	-	-
Property Costs	-	-
Transport Costs	-	-
Supplies & Services	1	4
Third Party Payments	134	134
Transfer Payments	18	4
Support Services	12	3
Total Expenditure	165	145
<u>Income</u>		
Ring Fenced Government Grant	-	-
Other Government Grant	-	-
Recharge Income (Internal)	-	-
Fees Charges etc.	-	-
Other Income	-	-
Total Income	-	-
Net Expenditure	165	145

Budgeted Personnel 2022/23

	<u>Full Time Equivalent</u>
Chief Officers	-
Teachers	-
APT & C	-
Manual	-
Total	-

BUSINESS OPERATIONS & PARTNERSHIPS

DEMOCRATIC SERVICES

	Budget 2021/22 £'000	Budget 2022/23 £'000	*
<u>Expenditure</u>			
Staff Costs	-	387	
Property Costs	-	-	
Transport Costs	-	9	
Supplies & Services	-	58	
Third Party Payments	-	-	
Transfer Payments	-	-	
Support Services	-	67	
Total Expenditure	-	521	
<u>Income</u>			
Ring Fenced Government Grant	-	-	
Other Government Grant	-	-	
Recharge Income (Internal)	-	-	
Fees Charges etc.	-	-	
Other Income	-	-	
Total Income	-	-	
Net Expenditure	-	521	

<u>Budgeted Personnel 2022/23</u>	
	<u>Full Time Equivalent</u>
Chief Officers	-
Teachers	-
APT & C	7.5
Manual	-
Total	7.5

* This budget formed part of the Business Operations & Partnerships - Support costs in 2021/2022.

BUSINESS OPERATIONS & PARTNERSHIPS

MONEY ADVICE AND RIGHTS TEAM

	Budget 2021/22 £'000	Budget 2022/23 £'000
<u>Expenditure</u>		
Staff Costs	737	778
Property Costs	-	-
Transport Costs	-	-
Supplies & Services	26	78
Third Party Payments	-	-
Transfer Payments	-	-
Support Services	269	131
Total Expenditure	1,032	987
<u>Income</u>		
Ring Fenced Government Grant	-	-
Other Government Grant	-	-
Recharge Income (Internal)	26	27
Fees Charges etc.	-	-
Other Income	-	-
Total Income	26	27
Net Expenditure	1,006	960

<u>Budgeted Personnel 2022/23</u>	
	<u>Full Time Equivalent</u>
Chief Officers	-
Teachers	-
APT & C	18.2
Manual	-
Total	18.2

BUSINESS OPERATIONS & PARTNERSHIPS

REGISTRARS

	Budget 2021/22 £'000	Budget 2022/23 £'000
<u>Expenditure</u>		
Staff Costs	178	176
Property Costs	3	3
Transport Costs	-	-
Supplies & Services	9	77
Third Party Payments	-	-
Transfer Payments	-	-
Support Services	161	42
Total Expenditure	351	298
<u>Income</u>		
Ring Fenced Government Grant	-	-
Other Government Grant	-	-
Recharge Income (Internal)	-	-
Fees Charges etc.	129	131
Other Income	5	5
Total Income	134	136
Net Expenditure	217	162

<u>Budgeted Personnel 2022/23</u>	
	<u>Full Time Equivalent</u>
Chief Officers	-
Teachers	-
APT & C	3.8
Manual	-
Total	3.8

BUSINESS OPERATIONS & PARTNERSHIPS

CUSTOMER FIRST - NON SUPPORT

	Budget 2021/22 £'000	Budget 2022/23 £'000	*
<u>Expenditure</u>			
Staff Costs		1,061	
Property Costs		-	
Transport Costs		-	
Supplies & Services		145	
Third Party Payments		1	
Transfer Payments		-	
Support Services		242	
Total Expenditure	<u>-</u>	<u>1,449</u>	
<u>Income</u>			
Ring Fenced Government Grant	-	-	
Other Government Grant		-	
Recharge Income (Internal)		1,207	
Fees Charges etc.			
Other Income	-	-	
Total Income	<u>-</u>	<u>1,207</u>	
Net Expenditure	<u><u>-</u></u>	<u><u>242</u></u>	

<u>Budgeted Personnel 2022/23</u>	
	<u>Full Time Equivalent</u>
Chief Officers	-
Teachers	-
APT & C	28.8
Manual	-
Total	<u><u>28.8</u></u>

* This budget formed part of the Business Operations & Partnerships Support costs in 2021/2022.

BUSINESS OPERATIONS & PARTNERSHIPS

STRATEGY (OPERATIONAL)

	Budget 2021/22 £'000	Budget 2022/23 £'000
<u>Expenditure</u>		
Staff Costs	308	315
Property Costs	-	-
Transport Costs	-	-
Supplies & Services	73	100
Third Party Payments	8	8
Transfer Payments	-	-
Support Services	76	39
Total Expenditure	465	462
<u>Income</u>		
Ring Fenced Government Grant	-	-
Other Government Grant	-	-
Recharge Income (Internal)	86	96
Fees Charges etc.	-	-
Other Income	-	-
Total Income	86	96
Net Expenditure	379	366

<u>Budgeted Personnel 2022/23</u>	
	<u>Full Time Equivalent</u>
Chief Officers	-
Teachers	-
APT & C	4.9
Manual	-
Total	4.9

BUSINESS OPERATIONS & PARTNERSHIPS

COMMUNITIES

	Budget 2021/22 £'000	Budget 2022/23 £'000
<u>Expenditure</u>		
Staff Costs	664	681
Property Costs	34	34
Transport Costs	13	13
Supplies & Services	113	153
Third Party Payments	40	40
Transfer Payments	-	-
Support Services	105	108
Total Expenditure	<u>969</u>	<u>1,029</u>
<u>Income</u>		
Ring Fenced Government Grant	-	-
Other Government Grant	-	-
Recharge Income (Internal)	-	-
Fees Charges etc.	-	-
Other Income	10	20
Total Income	<u>10</u>	<u>20</u>
Net Expenditure	<u><u>959</u></u>	<u><u>1,009</u></u>

<u>Budgeted Personnel 2022/23</u>	
	<u>Full Time Equivalent</u>
Chief Officers	-
Teachers	-
APT & C	11.9
Manual	-
Total	<u>11.9</u>

**BUSINESS OPERATIONS & PARTNERSHIPS
COMMUNITIES**

This service comprises:-	Budget 2021/22 £'000	Budget 2022/23 £'000
Communities	894	943
Mearns Youth Facility	10	10
Barrhead Youth Facility	24	25
Auchenback Resource Centre	31	31
	<u>959</u>	<u>1,009</u>

BUSINESS OPERATIONS & PARTNERSHIPS

COUNCIL TAX & NON DOMESTIC RATES

	Budget 2021/22 £'000	Budget 2022/23 £'000
<u>Expenditure</u>		
Staff Costs	444	449
Property Costs	-	-
Transport Costs	-	-
Supplies & Services	58	476
Third Party Payments	61	61
Transfer Payments	3,773	4,074
Support Services	533	147
Total Expenditure	4,869	5,207
<u>Income</u>		
Ring Fenced Government Grant	-	-
Other Government Grant	-	-
Recharge Income (Internal)	12	12
Fees Charges etc.	249	249
Other Income	258	258
Total Income	519	519
Net Expenditure	4,350	4,688

<u>Budgeted Personnel 2022/23</u>	
	<u>Full Time Equivalent</u>
Chief Officers	-
Teachers	-
APT & C	13.5
Manual	-
Total	13.5

BUSINESS OPERATIONS & PARTNERSHIPS

REVENUES - BENEFITS & DISCRETIONARY PAYMENTS TEAM

	Budget 2021/22 £'000	Budget 2022/23 £'000
<u>Expenditure</u>		
Staff Costs	334	300
Property Costs	-	-
Transport Costs	-	-
Supplies & Services	41	185
Third Party Payments	-	-
Transfer Payments	331	331
Support Services	281	126
Total Expenditure	987	942
<u>Income</u>		
Ring Fenced Government Grant	-	-
Other Government Grant	-	-
Recharge Income (Internal)	73	73
Fees Charges etc.	-	-
Other Income	75	75
Total Income	148	148
Net Expenditure	839	794

Budgeted Personnel 2022/23

	Full Time Equivalent
Chief Officers	-
Teachers	-
APT & C	11.6
Manual	-
Total	11.6

BUSINESS OPERATIONS & PARTNERSHIPS

REVENUES - HOUSING BENEFIT

	Budget 2021/22 £'000	Budget 2022/23 £'000
<u>Expenditure</u>		
Staff Costs	173	179
Property Costs	-	-
Transport Costs	-	-
Supplies & Services	10	89
Third Party Payments	-	-
Transfer Payments	13,607	13,231
Support Services	105	116
Total Expenditure	13,895	13,615
<u>Income</u>		
Ring Fenced Government Grant	-	-
Other Government Grant	13,230	13,230
Recharge Income (Internal)	75	75
Fees Charges etc.	-	-
Other Income	-	-
Total Income	13,305	13,305
Net Expenditure	590	310

<u>Budgeted Personnel 2022/23</u>	
	<u>Full Time Equivalent</u>
Chief Officers	-
Teachers	-
APT & C	5.6
Manual	-
Total	5.6

BUSINESS OPERATIONS & PARTNERSHIPS

BUSINESS SUPPORT TEAM

	Budget 2021/22 £'000	Budget 2022/23 £'000
<u>Expenditure</u>		
Staff Costs	185	192
Property Costs	-	-
Transport Costs	19	20
Supplies & Services	16	62
Third Party Payments	-	-
Transfer Payments	-	-
Support Services	110	-
Total Expenditure	330	274
<u>Income</u>		
Ring Fenced Government Grant	-	-
Other Government Grant	-	-
Recharge Income (Internal)	94	274
Fees Charges etc.	-	-
Other Income	-	-
Total Income	94	274
Net Expenditure	236	-

<u>Budgeted Personnel 2022/23</u>	
	<u>Full Time Equivalent</u>
Chief Officers	-
Teachers	-
APT & C	5.9
Manual	-
Total	5.9

BUSINESS OPERATIONS & PARTNERSHIPS

REVENUES - ADMIN

	Budget 2021/22 £'000	Budget 2022/23 * £'000
<u>Expenditure</u>		
Staff Costs	-	335
Property Costs	-	-
Transport Costs	-	-
Supplies & Services	-	70
Third Party Payments	-	-
Transfer Payments	-	-
Support Services	-	-
Total Expenditure	-	405
<u>Income</u>		
Ring Fenced Government Grant	-	-
Other Govt Grant	-	-
Recharge Income (Internal)	-	405
Fees Charges etc	-	-
Other Income	-	-
Total Income	-	405
Net Expenditure	-	-

<u>Budgeted Personnel 2022/23</u>	
	<u>Full Time Equivalent</u>
Chief Officers	-
Teachers	-
APT & C	5.4
Manual	-
Total	5.4

* This budget formed part of the Business Operations & Partnerships Support costs in 2021/2022.

BUSINESS OPERATIONS & PARTNERSHIPS

COMMUNITIES, REVENUES AND CHANGE

	Budget 2021/22 £'000	Budget 2022/23 £'000
<u>Expenditure</u>		
Staff Costs	116	118
Property Costs	-	-
Transport Costs	-	-
Supplies & Services	17	24
Third Party Payments	-	-
Transfer Payments	-	-
Support Services	30	-
Total Expenditure	<u>163</u>	<u>142</u>
<u>Income</u>		
Ring Fenced Government Grant	-	-
Other Government Grant	-	-
Recharge Income (Internal)	110	142
Fees Charges etc.	-	-
Other Income	-	-
Total Income	<u>110</u>	<u>142</u>
Net Expenditure	<u><u>53</u></u>	<u><u>-</u></u>

<u>Budgeted Personnel 2022/23</u>	
	<u>Full Time Equivalent</u>
Chief Officers	1.0
Teachers	-
APT & C	-
Manual	-
Total	<u>1.0</u>

CHIEF EXECUTIVE'S - NONSUPPORT SERVICES

DEPARTMENTAL SUMMARY

	Budget 2021/22 £'000	Budget 2022/23 £'000
<u>Expenditure</u>		
Staff Costs	23	24
Property Costs	-	-
Transport Costs	3	3
Supplies & Services	412	448
Third Party Payments	-	-
Transfer Payments	-	-
Support Services	55	569
Total Expenditure	493	1,044
<u>Income</u>		
Ring Fenced Government Grant	-	-
Other Govt Grant	-	-
Recharge Income (Internal)	180	20
Fees Charges etc	248	260
Other Income	-	-
Total Income	428	280
Net Expenditure	65	764

<u>Budgeted Personnel 2022/23</u>	
	<u>Full Time Equivalent</u>
Chief Officers	-
Teachers	-
APT & C	0.7
Manual	-
Total	0.7

CHIEF EXECUTIVE'S - NONSUPPORT SERVICES

ACCOUNTANCY

	Budget 2021/22 £'000	Budget 2022/23 £'000
<u>Expenditure</u>		
Staff Costs	-	-
Property Costs	-	-
Transport Costs	-	-
Supplies & Services	239	244
Third Party Payments	-	-
Transfer Payments	-	-
Support Services	-	-
Total Expenditure	239	244
<u>Income</u>		
Ring Fenced Government Grant	-	-
Other Govt Grant	-	-
Recharge Income (Internal)	180	20
Fees Charges etc	-	-
Other Income	-	-
Total Income	180	20
Net Expenditure	59	224

<u>Budgeted Personnel 2022/23</u>	
	<u>Full Time Equivalent</u>
Chief Officers	-
Teachers	-
APT & C	-
Manual	-
Total	-

CHIEF EXECUTIVE'S - NONSUPPORT SERVICES
CIVIC LICENSING

	Budget 2021/22 £'000	Budget 2022/23 £'000
<u>Expenditure</u>		
Staff Costs	23	24
Property Costs	-	-
Transport Costs	3	3
Supplies & Services	97	127
Third Party Payments	-	-
Transfer Payments	-	-
Support Services	52	9
Total Expenditure	175	163
<u>Income</u>		
Ring Fenced Government Grant	-	-
Other Govt Grant	-	-
Recharge Income (Internal)	-	-
Fees Charges etc	169	180
Other Income	-	-
Total Income	169	180
Net Expenditure	6	(17)

<u>Budgeted Personnel 2022/23</u>	
	<u>Full Time Equivalent</u>
Chief Officers	-
Teachers	-
APT & C	0.7
Manual	-
Total	0.7

CHIEF EXECUTIVE'S - NONSUPPORT SERVICES

LICENSING BOARD

	Budget 2021/22 £'000	Budget 2022/23 £'000
<u>Expenditure</u>		
Staff Costs	-	-
Property Costs	-	-
Transport Costs	-	-
Supplies & Services	76	77
Third Party Payments	-	-
Transfer Payments	-	-
Support Services	3	6
Total Expenditure	<u>79</u>	<u>83</u>
<u>Income</u>		
Ring Fenced Government Grant	-	-
Other Govt Grant	-	-
Recharge Income (Internal)	-	-
Fees Charges etc	79	80
Other Income	-	-
Total Income	<u>79</u>	<u>80</u>
Net Expenditure	<u><u>-</u></u>	<u><u>3</u></u>

<u>Budgeted Personnel 2022/23</u>	
	<u>Full Time Equivalent</u>
Chief Officers	-
Teachers	-
APT & C	-
Manual	-
Total	<u><u>-</u></u>

CHIEF EXECUTIVE'S - NONSUPPORT SERVICES

CORPORATE MANAGEMENT

	Budget 2021/22 £'000	Budget 2022/23 £'000
<u>Expenditure</u>		
Staff Costs	-	-
Property Costs	-	-
Transport Costs	-	-
Supplies & Services	-	-
Third Party Payments	-	-
Transfer Payments	-	-
Support Services	-	554
Total Expenditure	-	554
<u>Income</u>		
Ring Fenced Government Grant	-	-
Other Government Grant	-	-
Recharge Income (Internal)	-	-
Fees Charges etc.	-	-
Other Income	-	-
Total Income	-	-
Net Expenditure	-	554

<u>Budgeted Personnel 2022/23</u>	<u>Full Time Equivalent</u>
Chief Officers	-
Teachers	-
APT & C	-
Manual	-
Total	-

*These costs were transferred from Business Operations and Partnerships- Non Support for 2022/23

SUPPORT SERVICES

SUMMARY

	Budget 2021/22 £'000	Budget 2022/23 £'000
Chief Executive's Office	432	444
Accountancy	1,399	1,463
Legal	431	477
Procurement	310	311
Internal Audit	272	285
Strategy Support and Insight	511	580
Project Management Office and Core Systems	345	433
Communications and Printing	554	608
Human Resources and Payroll	1,723	1,942
Democratic Services	412	0
Customer First	975	60
Revenues - Admin	335	0
Revenues - Account Receivable & Payable and Insurance	424	592
Digital Services	5,264	5,556
Property and Technical	1,260	1,359
Accommodation	1,093	0
	<u>15,740</u>	<u>14,110</u>

ALLOCATION:-

Education (including ERCLT)	5,756	6,070
Health & Social Care Partnership	2,420	2,475
Business Operations & Partnerships	3,472	1,402
Chief Executives - Non Support	55	569
Environment	2,956	2,591
Joint Boards	7	
Miscellaneous	72	87
Housing Revenue Account	1,002	916
	<u>15,740</u>	<u>14,110</u>

CHIEF EXECUTIVE'S - SUPPORT SERVICES

DEPARTMENTAL SUMMARY

	Budget 2021/22 £'000	Budget 2022/23 £'000
<u>Expenditure</u>		
Staff Costs	3,106	3,150
Property Costs	-	86
Transport Costs	-	-
Supplies & Services	86	134
Third Party Payments	75	78
Transfer Payments	-	-
Support Services	-	-
Total Expenditure	3,267	3,448
<u>Income</u>		
Ring Fenced Government Grant	-	-
Other Govt Grant	-	-
Recharge Income (Internal)	352	377
Fees Charges etc	45	45
Other Income	26	46
Total Income	423	468
Net Expenditure	2,844	2,980

<u>Budgeted Personnel 2022/23</u>	
	<u>Full Time Equivalent</u>
Chief Officers	2.0
Teachers	0.0
APT & C	48.9
Manual	0.0
Total	50.9

CHIEF EXECUTIVE'S - SUPPORT SERVICES

CHIEF EXECUTIVE'S OFFICE

	Budget 2021/22 £'000	Budget 2022/23 £'000
<u>Expenditure</u>		
Staff Costs	430	423
Property Costs	-	15
Transport Costs	-	-
Supplies & Services	2	6
Third Party Payments	-	-
Transfer Payments	-	-
Support Services	-	-
Total Expenditure	432	444
<u>Income</u>		
Ring Fenced Government Grant	-	-
Other Govt Grant	-	-
Recharge Income (Internal)	-	-
Fees Charges etc	-	-
Other Income	-	-
Total Income	-	-
Net Expenditure	432	444

<u>Budgeted Personnel 2022/23</u>	
	<u>Full Time Equivalent</u>
Chief Officers	1.0
Teachers	-
APT & C	5.5
Manual	-
Total	6.5

CHIEF EXECUTIVE'S - SUPPORT SERVICES
ACCOUNTANCY

	Budget 2021/22 £'000	Budget 2022/23 £'000
<u>Expenditure</u>		
Staff Costs	1,515	1,537
Property Costs	-	33
Transport Costs	-	-
Supplies & Services	39	51
Third Party Payments	-	-
Transfer Payments	-	-
Support Services	-	-
Total Expenditure	1,554	1,621
<u>Income</u>		
Ring Fenced Government Grant	-	-
Other Govt Grant	-	-
Recharge Income (Internal)	155	158
Fees Charges etc	-	-
Other Income	-	-
Total Income	155	158
Net Expenditure	1,399	1,463

<u>Budgeted Personnel 2022/23</u>	
	<u>Full Time Equivalent</u>
Chief Officers	1.0
Teachers	-
APT & C	24.5
Manual	-
Total	25.5

CHIEF EXECUTIVE'S - SUPPORT SERVICES

LEGAL SERVICES

	Budget 2021/22 £'000	Budget 2022/23 £'000
<u>Expenditure</u>		
Staff Costs	506	505
Property Costs	-	17
Transport Costs	-	-
Supplies & Services	33	64
Third Party Payments	-	-
Transfer Payments	-	-
Support Services	-	-
Total Expenditure	539	586
<u>Income</u>		
Ring Fenced Government Grant	-	-
Other Government Grant	-	-
Recharge Income (Internal)	63	64
Fees Charges etc.	45	45
Other Income	-	-
Total Income	108	109
Net Expenditure	431	477

<u>Budgeted Personnel 2022/23</u>	
	<u>Full Time Equivalent</u>
Chief Officers	-
Teachers	-
APT & C	7.6
Manual	-
Total	7.6

CHIEF EXECUTIVE'S - SUPPORT SERVICES

PROCUREMENT

	Budget 2021/22 £'000	Budget 2022/23 £'000
<u>Expenditure</u>		
Staff Costs	386	411
Property Costs	-	13
Transport Costs	-	-
Supplies & Services	9	10
Third Party Payments	75	78
Transfer Payments	-	-
Support Services	-	-
Total Expenditure	<u>470</u>	<u>512</u>
<u>Income</u>		
Ring Fenced Government Grant	-	-
Other Govt Grant	-	-
Recharge Income (Internal)	134	155
Fees Charges etc	-	-
Other Income	26	46
Total Income	<u>160</u>	<u>201</u>
Net Expenditure	<u><u>310</u></u>	<u><u>311</u></u>

<u>Budgeted Personnel 2022/23</u>	
	<u>Full Time Equivalent</u>
Chief Officers	-
Teachers	-
APT & C	6.6
Manual	-
TOTAL	<u><u>6.6</u></u>

CHIEF EXECUTIVE'S - SUPPORT SERVICES

INTERNAL AUDIT

	Budget 2021/22 £'000	Budget 2022/23 £'000
<u>Expenditure</u>		
Staff Costs	269	274
Property Costs	-	8
Transport Costs	-	-
Supplies & Services	3	3
Third Party Payments	-	-
Transfer Payments	-	-
Support Services	-	-
Total Expenditure	272	285
<u>Income</u>		
Ring Fenced Government Grant	-	-
Other Govt Grant	-	-
Recharge Income (Internal)	-	-
Fees Charges etc	-	-
Other Income	-	-
Total Income	-	-
Net Expenditure	272	285

<u>Budgeted Personnel 2022/23</u>	
	<u>Full Time Equivalent</u>
Chief Officers	-
Teachers	-
APT & C	4.7
Manual	-
Total	4.7

301

BUSINESS OPERATIONS & PARTNERSHIPS - SUPPORT SERVICES

DEPARTMENTAL SUMMARY

	Budget 2021/22 £'000	Budget 2022/23 £'000	
<u>Expenditure</u>			
Staff Costs	8,086	6,466	
Property Costs	4	4	
Transport Costs	26	17	
Supplies & Services	4,137	4,942	
Third Party Payments	20	26	
Transfer Payments	-	-	
Support Services	-	-	
Total Expenditure	12,273	11,455	
<u>Income</u>			
Ring Fenced Government Grant	-	-	
Other Government Grant	-	-	
Recharge Income (Internal)	1,703	1,673	
Fees Charges etc.	23	7	
Other Income	4	4	
Total Income	1,730	1,684	
Net Expenditure	10,543	9,771	

<u>Budgeted Personnel 2022/23</u>	
	<u>Full Time Equivalent</u>
Chief Officers	2.0
Teachers	-
APT & C	133.6
Manual	-
Total	135.6

* Certain budgets previously included within support costs will be transferred for 2022/2023 to Business Operations & Partnerships Non Support. This explains the movement between years.

BUSINESS OPERATIONS & PARTNERSHIPS - SUPPORT SERVICES

STRATEGY (SUPPORT) AND INSIGHT

	Budget 2021/22 £'000	Budget 2022/23 £'000
<u>Expenditure</u>		
Staff Costs	398	406
Property Costs	-	-
Transport Costs	-	-
Supplies & Services	95	148
Third Party Payments	18	26
Transfer Payments	-	-
Support Services	-	-
Total Expenditure	511	580
<u>Income</u>		
Ring Fenced Government Grant	-	-
Other Government Grant	-	-
Recharge Income (Internal)	-	-
Fees Charges etc.	-	-
Other Income	-	-
Total Income	-	-
Net Expenditure	511	580

<u>Budgeted Personnel 2022/23</u>	
	<u>Full Time Equivalent</u>
Chief Officers	-
Teachers	-
APT & C	8.4
Manual	-
Total	8.4

BUSINESS OPERATIONS & PARTNERSHIPS - SUPPORT SERVICES

PROJECT MANAGEMENT OFFICE AND CORE SYSTEMS

	Budget 2021/22 £'000	Budget 2022/23 £'000
<u>Expenditure</u>		
Staff Costs	856	855
Property Costs	-	-
Transport Costs	-	-
Supplies & Services	22	105
Third Party Payments	-	-
Transfer Payments	-	-
Support Services	-	-
Total Expenditure	878	960
<u>Income</u>		
Ring Fenced Government Grant	-	-
Other Government Grant	-	-
Recharge Income (Internal)	533	527
Fees Charges etc.	-	-
Other Income	-	-
Total Income	533	527
Net Expenditure	345	433

<u>Budgeted Personnel 2022/23</u>	
	<u>Full Time Equivalent</u>
Chief Officers	-
Teachers	-
APT & C	14
Manual	-
Total	14.0

BUSINESS OPERATIONS & PARTNERSHIPS - SUPPORT SERVICES

COMMUNICATIONS AND PRINTING

	Budget 2021/22 £'000	Budget 2022/23 £'000
<u>Expenditure</u>		
Staff Costs	489	504
Property Costs	4	4
Transport Costs	13	13
Supplies & Services	129	168
Third Party Payments	-	-
Transfer Payments	-	-
Support Services	-	-
Total Expenditure	635	689
<u>Income</u>		
Ring Fenced Government Grant	-	-
Other Government Grant	-	-
Recharge Income (Internal)	81	81
Fees Charges etc.	-	-
Other Income	-	-
Total Income	81	81
Net Expenditure	554	608

Budgeted Personnel 2022/23

	<u>Full Time Equivalent</u>
Chief Officers	-
Teachers	-
APT & C	10.8
Manual	-
Total	10.8

BUSINESS OPERATIONS & PARTNERSHIPS - SUPPORT SERVICES

HR AND PAYROLL

	Budget 2021/22 £'000	Budget 2022/23 £'000
<u>Expenditure</u>		
Staff Costs	1,672	1,723
Property Costs	-	-
Transport Costs	-	-
Supplies & Services	266	441
Third Party Payments	-	-
Transfer Payments	-	-
Support Services	-	-
Total Expenditure	1,938	2,164
<u>Income</u>		
Ring Fenced Government Grant	-	-
Other Government Grant	-	-
Recharge Income (Internal)	204	211
Fees Charges etc.	7	7
Other Income	4	4
Total Income	215	222
Net Expenditure	1,723	1,942

Budgeted Personnel 2022/23

	<u>Full Time Equivalent</u>
Chief Officers	1.0
Teachers	-
APT & C	38.0
Manual	-
Total	39.0

BUSINESS OPERATIONS & PARTNERSHIPS - SUPPORT SERVICES

CUSTOMER FIRST

	Budget 2021/22 £'000	Budget 2022/23 £'000	*
<u>Expenditure</u>			
Staff Costs	1,070	54	
Property Costs	-	-	
Transport Costs	-	-	
Supplies & Services	51	6	
Third Party Payments	2	-	
Transfer Payments	-	-	
Support Services	-	-	
Total Expenditure	1,123	60	
<u>Income</u>			
Ring Fenced Government Grant	-	-	
Other Government Grant	-	-	
Recharge Income (Internal)	132	-	
Fees Charges etc.	16	-	
Other Income	-	-	
Total Income	148	-	
Net Expenditure	975	60	

<u>Budgeted Personnel 2022/23</u>	
	<u>Full Time Equivalent</u>
Chief Officers	-
Teachers	-
APT & C	2.0
Manual	-
Total	2.0

* Some of these costs will be transferred for 2022/2023 to the Business Operations & Partnerships
- Non-Support Budget

BUSINESS OPERATIONS & PARTNERSHIPS - SUPPORT SERVICES

REVENUES - ACCOUNTS PAYABLE & RECEIVABLE AND INSURANCE

	Budget 2021/22 £'000	Budget 2022/23 £'000
<u>Expenditure</u>		
Staff Costs	393	372
Property Costs	-	-
Transport Costs	-	-
Supplies & Services	31	220
Third Party Payments	-	-
Transfer Payments	-	-
Support Services		
Total Expenditure	424	592
<u>Income</u>		
Ring Fenced Government Grant	-	-
Other Govt Grant	-	-
Recharge Income (Internal)	-	-
Fees Charges etc	-	-
Other Income	-	-
Total Income	-	-
Net Expenditure	424	592

<u>Budgeted Personnel 2022/23</u>	
	<u>Full Time Equivalent</u>
Chief Officers	-
Teachers	-
APT & C	9.5
Manual	-
Total	9.5

BUSINESS OPERATIONS & PARTNERSHIPS - SUPPORT SERVICES

DIGITAL SERVICES

	Budget 2021/22 £'000	Budget 2022/23 £'000
<u>Expenditure</u>		
Staff Costs	2,552	2,552
Property Costs	-	-
Transport Costs	4	4
Supplies & Services	3,461	3,854
Third Party Payments	-	-
Transfer Payments	-	-
Support Services	-	-
Total Expenditure	6,017	6,410
<u>Income</u>		
Ring Fenced Government Grant	-	-
Other Govt Grant	-	-
Recharge Income (Internal)	753	854
Fees Charges etc	-	-
Other Income	-	-
Total Income	753	854
Net Expenditure	5,264	5,556

<u>Budgeted Personnel 2022/23</u>	
	<u>Full Time Equivalent</u>
Chief Officers	1.0
Teachers	-
APT & C	50.9
Manual	-
Total	51.9

BUSINESS OPERATIONS & PARTNERSHIPS - SUPPORT SERVICES

DEMOCRATIC SERVICES

	Budget 2021/22 £'000	*	Budget 2022/23 £'000
<u>Expenditure</u>			
Staff Costs	375		
Property Costs	-		-
Transport Costs	9		
Supplies & Services	28		
Third Party Payments	-		-
Transfer Payments	-		-
Support Services	-		-
Total Expenditure	412		-
<u>Income</u>			
Ring Fenced Government Grant	-		-
Other Government Grant	-		-
Recharge Income (Internal)	-		-
Fees Charges etc.	-		-
Other Income	-		-
Total Income	-		-
Net Expenditure	412		-

<u>Budgeted Personnel 2022/23</u>	
	<u>Full Time Equivalent</u>
Chief Officers	-
Teachers	-
APT & C	
Manual	-
Total	-

* This budget was transferred to Business Operations & Partnerships Non Support for 2022/23.

BUSINESS OPERATIONS & PARTNERSHIPS - SUPPORT SERVICES

REVENUES - ADMIN

	Budget 2021/22 £'000	*	Budget 2022/23 £'000
<u>Expenditure</u>			
Staff Costs	281		
Property Costs	-		-
Transport Costs	-		-
Supplies & Services	54		
Third Party Payments	-		-
Transfer Payments	-		-
Support Services			
Total Expenditure	335		-
<u>Income</u>			
Ring Fenced Government Grant	-		-
Other Govt Grant	-		-
Recharge Income (Internal)	-		-
Fees Charges etc	-		-
Other Income	-		-
Total Income	-		-
Net Expenditure	335		-

<u>Budgeted Personnel 2022/23</u>	
	<u>Full Time Equivalent</u>
Chief Officers	-
Teachers	-
APT & C	
Manual	-
Total	0.0

* This budget was transferred to Business Operations & Partnerships Non Support for 2022/23.

ENVIRONMENT - SUPPORT

DEPARTMENTAL SUMMARY

	Budget 2021/22 £'000	Budget 2022/23 £'000
<u>Expenditure</u>		
Staff Costs	2,123	2,203
Property Costs	1,042	-
Transport Costs	15	15
Supplies & Services	287	255
Third Party Payments	-	-
Transfer Payments	-	-
Support Services	-	-
Total Expenditure	3,467	2,473
<u>Income</u>		
Ring Fenced Government Grant	-	-
Other Govt Grant	-	-
Recharge Income (Internal)	1,114	1,114
Fees Charges etc	-	-
Other Income	-	-
Total Income	1,114	1,114
Net Expenditure	2,353	1,359

<u>Budgeted Personnel 2022/23</u>	
	<u>Full Time Equivalent</u>
Chief Officers	-
Teachers	-
APT & C	39.4
Manual	-
Total	39.4

Some of this budget was transferred to Environment - Non-Support for 2022/23

ENVIRONMENT - SUPPORT

PROPERTY & TECHNICAL

	Budget 2021/22 £'000	Budget 2022/23 £'000
<u>Expenditure</u>		
Staff Costs	2,123	2,203
Property Costs	-	-
Transport Costs	15	15
Supplies & Services	236	255
Third Party Payments	-	-
Transfer Payments	-	-
Support Services	-	-
Total Expenditure	2,374	2,473
<u>Income</u>		
Ring Fenced Government Grant	-	-
Other Govt Grant	-	-
Recharge Income (Internal)	1,114	1,114
Fees Charges etc	-	-
Other Income	-	-
Total Income	1,114	1,114
Net Expenditure	1,260	1,359

<u>Budgeted Personnel 2022/23</u>	
	<u>Full Time Equivalent</u>
Chief Officers	-
Teachers	-
APT & C	39.4
Manual	-
TOTAL	39.4

ENVIRONMENT - SUPPORT

ACCOMMODATION

	Budget 2021/22 £'000	Budget 2022/23 £'000
<u>Expenditure</u>		
Staff Costs	-	-
Property Costs	1,042	-
Transport Costs	-	-
Supplies & Services	51	-
Third Party Payments	-	-
Transfer Payments	-	-
Support Services	-	-
Total Expenditure	1,093	-
<u>Income</u>		
Ring Fenced Government Grant	-	-
Other Govt Grant	-	-
Recharge Income (Internal)	-	-
Fees Charges etc	-	-
Other Income	-	-
Total Income	-	-
Net Expenditure	1,093	-

<u>Budgeted Personnel 2022/23</u>	
	<u>Full Time Equivalent</u>
Chief Officers	-
Teachers	-
APT & C	-
Manual	-
Total	-

This Budget was transferred to Environment - Non-Support for 2022/23

HEALTH & SOCIAL CARE PARTNERSHIP

DEPARTMENTAL SUMMARY

	Budget 2021/22 £'000	Budget 2022/23 £'000
<u>Expenditure</u>		
Staff Costs	23,869	28,211
Property Costs	938	826
Transport Costs	237	277
Supplies & Services	1,890	2,344
Third Party Payments	40,917	46,707
Transfer Payments	39	40
Support Services	2,420	2,475
Total Expenditure	70,310	80,880
<u>Income</u>		
Additional IJB Grant	5,262	5,859
Ring Fenced Government Grant	614	614
Other Government Grant	88	3,408
Non Recurring Income (offset Central Support Uplift) Note 1	-	138
Recharge Income (Internal)	-	-
Fees,Charges etc.	1,247	1,248
Other Income	9,394	9,472
Total Income	16,605	20,739
Net Expenditure for Council Tax	53,705	60,141
<u>Adjustments</u>		
Ring Fenced Government Grant	614	614
Funding from Integrated Joint Board (Note 2)	54,319	60,755
Net Expenditure	-	-

Budgeted Personnel 2022/23

	<u>Full-time Equivalent</u>
Chief Officers	4.0
Teachers	-
APT&C	414.1
Manual	222.2
TOTAL	640.3

Note 1: Non recurring income to offset Central Support increase - Support costs currently under review.

Note 2: The HSCP's budget is indicative only and will be directed and amended by the Integrated Joint Board on an ongoing basis

HEALTH & SOCIAL CARE PARTNERSHIP

PUBLIC PROTECTION - CHILDREN & FAMILIES

	Budget 2021/22 £'000	Budget 2022/23 £'000
<u>Expenditure</u>		
Staff Costs	4,203	4,384
Property Costs	38	7
Transport Costs	32	46
Supplies & Services	462	463
Third Party Payments	5,353	5,585
Transfer Payments	37	37
Support Services	-	-
Total Expenditure	10,125	10,522
<u>Income</u>		
Additional IJB Grant	-	-
Ring Fenced Government Grant	-	-
Other Government Grant	-	-
Non Recurring Income (offset Central Support Uplift)	-	-
Recharge Income (Internal)	-	-
Fees, Charges etc.	20	20
Other Income	295	312
Total Income	315	332
Net Expenditure for Council Tax	9,810	10,190
<u>Adjustments</u>		
Ring Fenced Government Grant	-	-
Net Expenditure	9,810	10,190

<u>Budgeted Personnel 2022/23</u>	
	<u>Full-time Equivalent</u>
Chief Officers	-
Teachers	-
APT&C	87.1
Manual	-
TOTAL	87.1

HEALTH & SOCIAL CARE PARTNERSHIP

INTENSIVE SERVICES

	Budget 2021/22 £'000	Budget 2022/23 £'000
<u>Expenditure</u>		
Staff Costs	9,498	12,645
Property Costs	91	96
Transport Costs	108	168
Supplies & Services	480	503
Third Party Payments	2,665	4,082
Transfer Payments	-	-
Support Services	-	-
Total Expenditure	12,842	17,494
<u>Income</u>		
Additional IJB Grant	55	161
Ring Fenced Government Grant	-	-
Other Government Grant	-	-
Non Recurring Income (offset Central Support Uplift)	-	-
Recharge Income (Internal)	-	-
Fees, Charges etc.	761	761
Other Income	1,541	1,741
Total Income	2,357	2,663
Net Expenditure for Council Tax	10,485	14,831
<u>Adjustments</u>		
Ring Fenced Government Grant	-	-
Net Expenditure	10,485	14,831

<u>Budgeted Personnel 2022/23</u>	
	<u>Full-time Equivalent</u>
Chief Officers	-
Teachers	-
APT&C	112.5
Manual	206.6
TOTAL	319.1

HEALTH & SOCIAL CARE PARTNERSHIP

ADULT LOCALITIES - OLDER PEOPLE

	Budget 2021/22 £'000	Budget 2022/23 £'000
<u>Expenditure</u>		
Staff Costs	1,802	813
Property Costs	15	15
Transport Costs	24	-
Supplies & Services	153	168
Third Party Payments	16,324	18,906
Transfer Payments	1	1
Support Services	-	-
Total Expenditure	18,319	19,903
<u>Income</u>		
Additional IJB Grant	3,073	3,021
Ring Fenced Government Grant	-	-
Other Government Grant	-	-
Non Recurring Income (offset Central Support Uplift)	-	-
Recharge Income (Internal)	-	-
Fees, Charges etc.	412	412
Other Income	1,385	1,038
Total Income	4,870	4,471
Net Expenditure for Council Tax	13,449	15,432
<u>Adjustments</u>		
Ring Fenced Government Grant	-	-
Net Expenditure	13,449	15,432

<u>Budgeted Personnel 2022/23</u>	
	<u>Full-time Equivalent</u>
Chief Officers	-
Teachers	-
APT&C	17.1
Manual	
TOTAL	17.1

HEALTH & SOCIAL CARE PARTNERSHIP

ADULT LOCALITIES - PHYSICAL/SENSORY DISABILITY

	Budget 2021/22 £'000	Budget 2022/23 £'000
<u>Expenditure</u>		
Staff Costs	1,782	2,604
Property Costs	-	-
Transport Costs	-	-
Supplies & Services	597	592
Third Party Payments	2,951	3,526
Transfer Payments	-	-
Support Services	-	-
Total Expenditure	5,330	6,722
<u>Income</u>		
Additional IJB Grant	370	718
Ring Fenced Government Grant	-	-
Other Government Grant	-	-
Non Recurring Income (offset Central Support Uplift)	-	-
Recharge Income (Internal)	-	-
Fees, Charges etc.	34	34
Other Income	405	411
Total Income	809	1,163
Net Expenditure for Council Tax	4,521	5,559
<u>Adjustments</u>		
Ring Fenced Government Grant	-	-
Net Expenditure	4,521	5,559

<u>Budgeted Personnel 2022/23</u>	
	<u>Full-time Equivalent</u>
Chief Officers	-
Teachers	-
APT&C	49.4
Manual	-
TOTAL	49.4

HEALTH & SOCIAL CARE PARTNERSHIP

ADULT LOCALITIES - LEARNING DISABILITY

	Budget 2021/22 £'000	Budget 2022/23 £'000
<u>Expenditure</u>		
Staff Costs	1,682	1,818
Property Costs	149	148
Transport Costs	55	46
Supplies & Services	62	62
Third Party Payments	11,784	14,844
Transfer Payments	1	2
Support Services	-	-
Total Expenditure	13,733	16,920
<u>Income</u>		
Additional IJB Grant	1,621	1,649
Ring Fenced Government Grant	-	-
Other Government Grant	-	-
Non Recurring Income (offset Central Support Uplift)	-	-
Recharge Income (Internal)	-	-
Fees, Charges etc.	2	3
Other Income	3,893	3,896
Total Income	5,516	5,548
Net Expenditure for Council Tax	8,217	11,372
<u>Adjustments</u>		
Ring Fenced Government Grant	-	-
Net Expenditure	8,217	11,372

<u>Budgeted Personnel 2022/23</u>	
	<u>Full-time Equivalent</u>
Chief Officers	-
Teachers	-
APT&C	33.1
Manual	15.6
TOTAL	48.7

HEALTH & SOCIAL CARE PARTNERSHIP

RECOVERY SERVICES - MENTAL HEALTH & ADDICTIONS

	Budget 2021/22 £'000	Budget 2022/23 £'000
<u>Expenditure</u>		
Staff Costs	1,475	1,464
Property Costs	-	-
Transport Costs	-	-
Supplies & Services	47	29
Third Party Payments	1,668	2,036
Transfer Payments	-	-
Support Services	-	-
Total Expenditure	3,190	3,529
<u>Income</u>		
Additional IJB Grant	113	115
Ring Fenced Government Grant	-	-
Other Government Grant	-	-
Non Recurring Income (offset Central Support Uplift)	-	-
Recharge Income (Internal)	-	-
Fees, Charges etc.	-	-
Other Income	1,272	1,348
Total Income	1,385	1,463
Net Expenditure for Council Tax	1,805	2,066
<u>Adjustments</u>		
Ring Fenced Government Grant	-	-
Net Expenditure	1,805	2,066

<u>Budgeted Personnel 2022/23</u>	
	<u>Full-time Equivalent</u>
Chief Officers	-
Teachers	-
APT&C	22.1
Manual	-
TOTAL	22.1

HEALTH & SOCIAL CARE PARTNERSHIP

CRIMINAL JUSTICE

	Budget 2021/22 £'000	Budget 2022/23 £'000
<u>Expenditure</u>		
Staff Costs	631	538
Property Costs	18	18
Transport Costs	18	17
Supplies & Services	51	51
Third Party Payments	3	107
Transfer Payments	-	-
Support Services	-	-
Total Expenditure	721	731
<u>Income</u>		
Additional IJB Grant	-	-
Ring Fenced Government Grant	614	614
Other Government Grant	88	88
Non Recurring Income (offset Central Support Uplift)	-	-
Recharge Income (Internal)	-	-
Fees, Charges etc.	-	-
Other Income	-	-
Total Income	702	702
Net Expenditure for Council Tax	19	29
<u>Adjustments</u>		
Ring Fenced Government Grant	614	614
Net Expenditure	633	643

<u>Budgeted Personnel 2022/23</u>	
	<u>Full-time Equivalent</u>
Chief Officers	-
Teachers	-
APT&C	13.4
Manual	-
TOTAL	13.4

HEALTH & SOCIAL CARE PARTNERSHIP

FINANCE AND RESOURCES

	Budget 2021/22 £'000	Budget 2022/23 £'000
<u>Expenditure</u>		
Staff Costs	2,796	3,945
Property Costs	627	542
Transport Costs	-	-
Supplies & Services	38	476
Third Party Payments	169	- 2,379
Transfer Payments	-	-
Support Services	2,420	2,475
Total Expenditure	6,050	5,059
<u>Income</u>		
Additional IJB Grant	30	195
Ring Fenced Government Grant	-	-
Other Government Grant	-	3,320
Non Recurring Income (offset Central Support Uplift) (Note 1)	-	138
Recharge Income (Internal)	-	-
Fees,Charges etc.	18	18
Other Income	603	726
Total Income	651	4,397
Net Expenditure for Council Tax	5,399	662
<u>Adjustments</u>		
Ring Fenced Government Grant	-	-
Net Expenditure	5,399	662

<u>Budgeted Personnel 2022/23</u>	
	<u>Full-time Equivalent</u>
Chief Officers	4.0
Teachers	-
APT&C	79.4
Manual	-
TOTAL	83.4

Note 1 Non recurring income to offset Central Support increase - Support costs currently under review.

SAVINGS PROPOSALS 2022/23

	<u>TOTAL</u> <u>£'000</u>
<u>CHANGE & EFFICIENCY*</u>	
Review of licensing/loan charge budgets	41
Further review of admin/clerical support staff	25
School Transport: Cessation of Mearnskirik Bus Services	29
Adult Learning staffing reduction	17
Realignment of staff travel budgets	26
	<hr/> <u>138</u>
<u>PROCUREMENT *</u>	
Increased Procurement Contract income	20
ICT Contract Savings	32
Increased Waste/Recycling Contract income	186
	<hr/> <u>238</u>

FINANCIAL

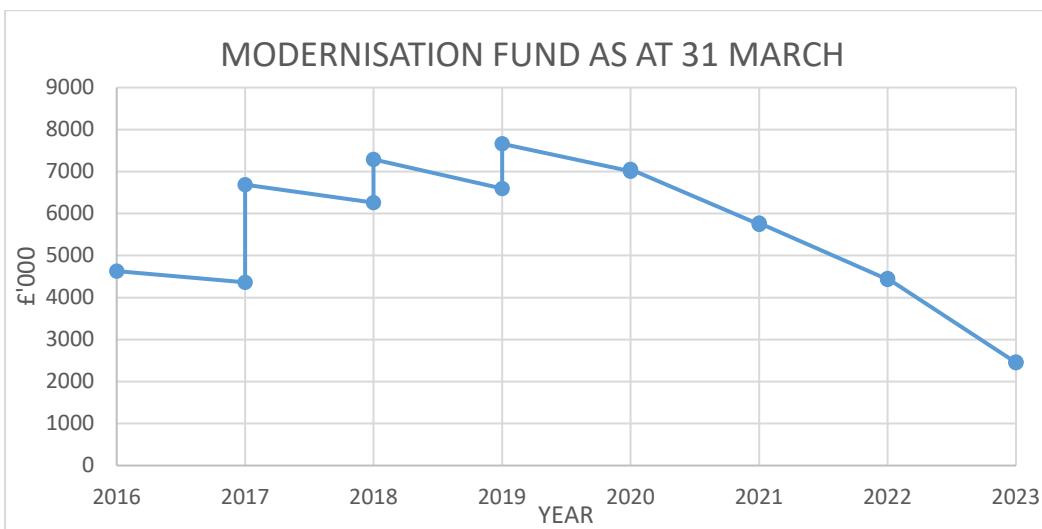
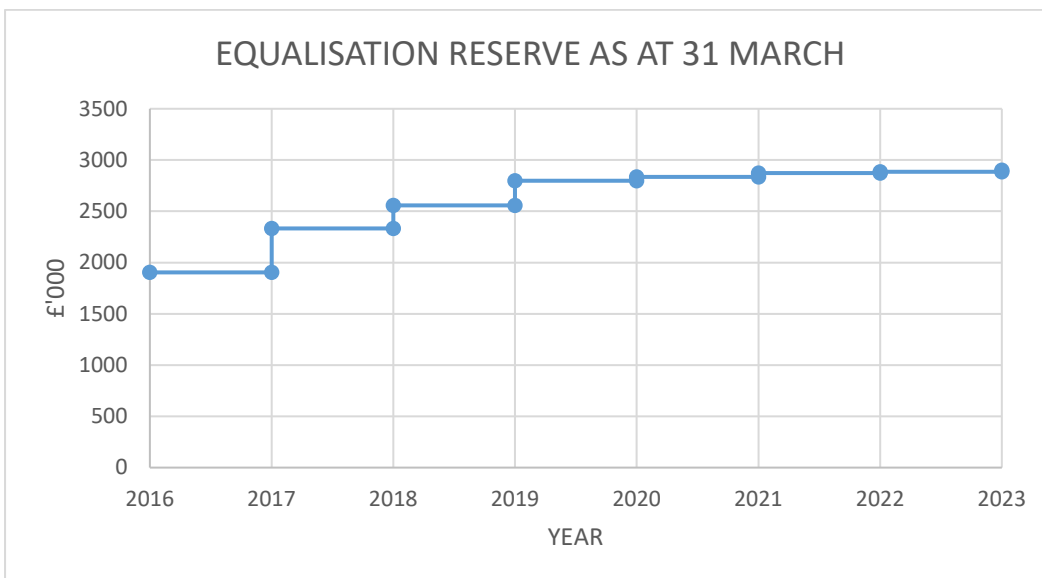
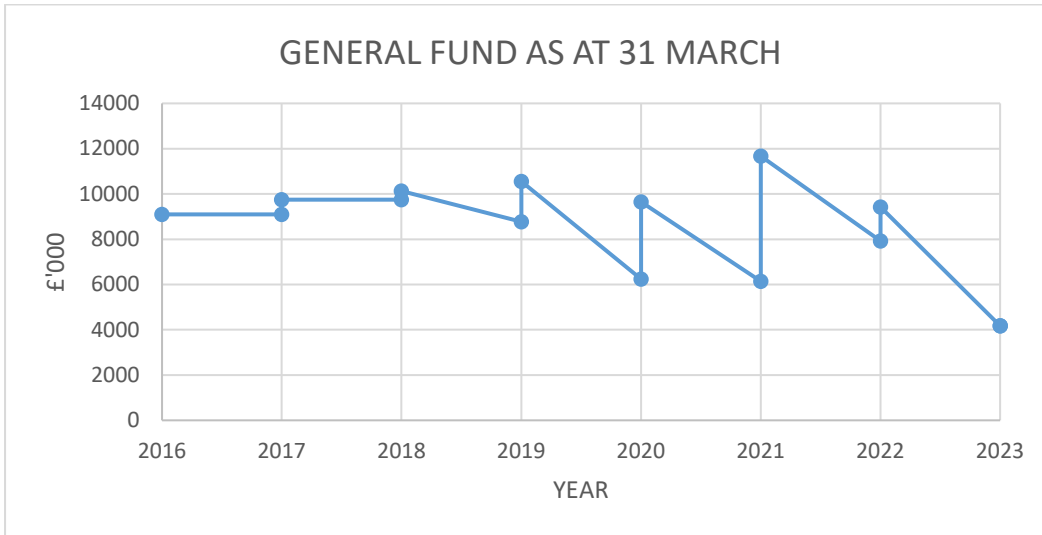
Increase in Duke of Edinburgh Scheme Charges	10
Increased Registration Fees	2
Increase in School Meals Charges	30
	<hr/>
	42
	<hr/>

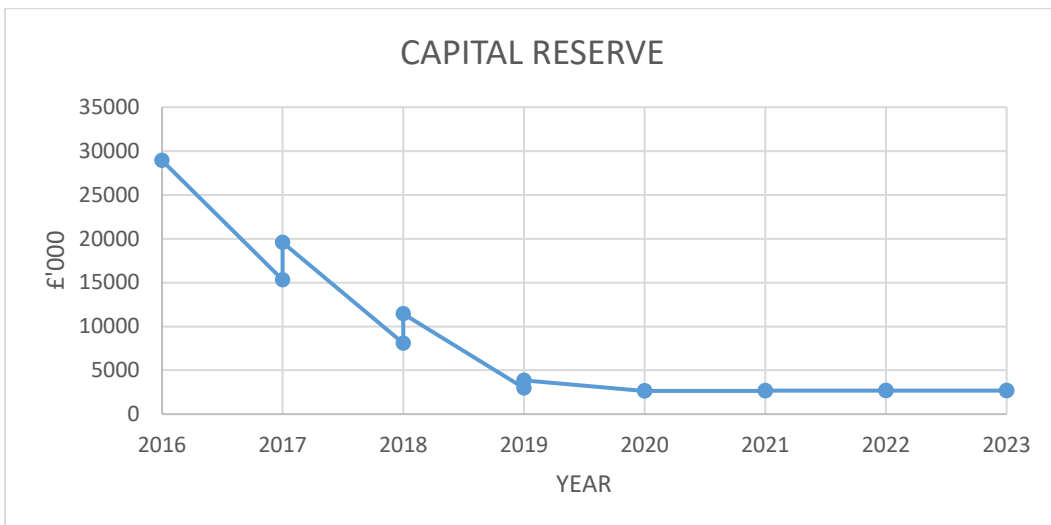
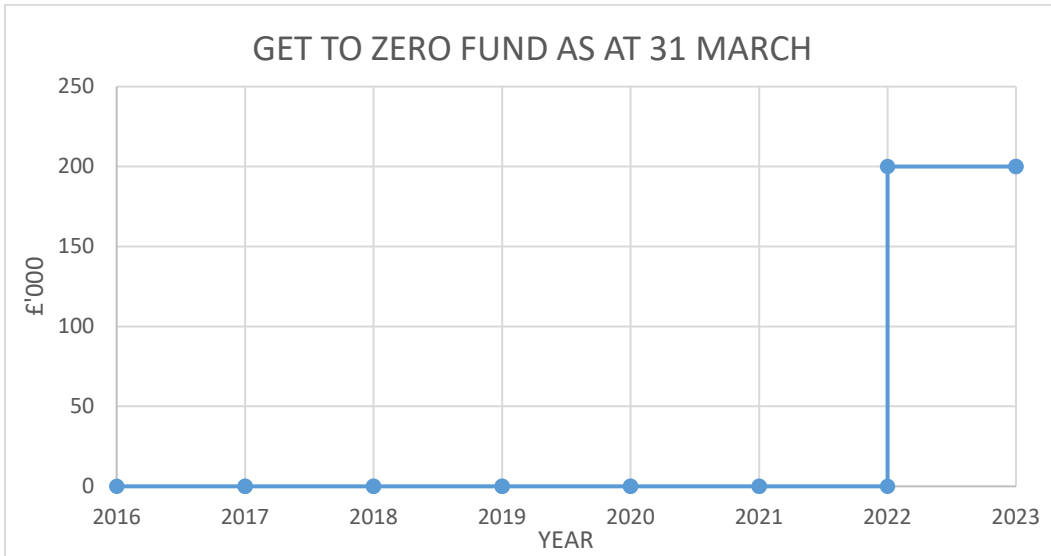
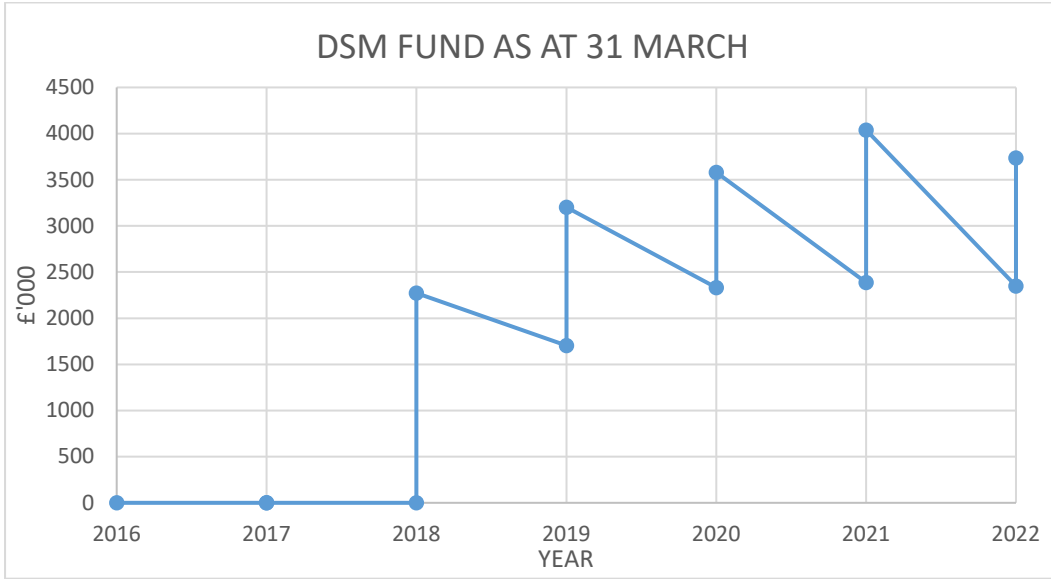
OTHER

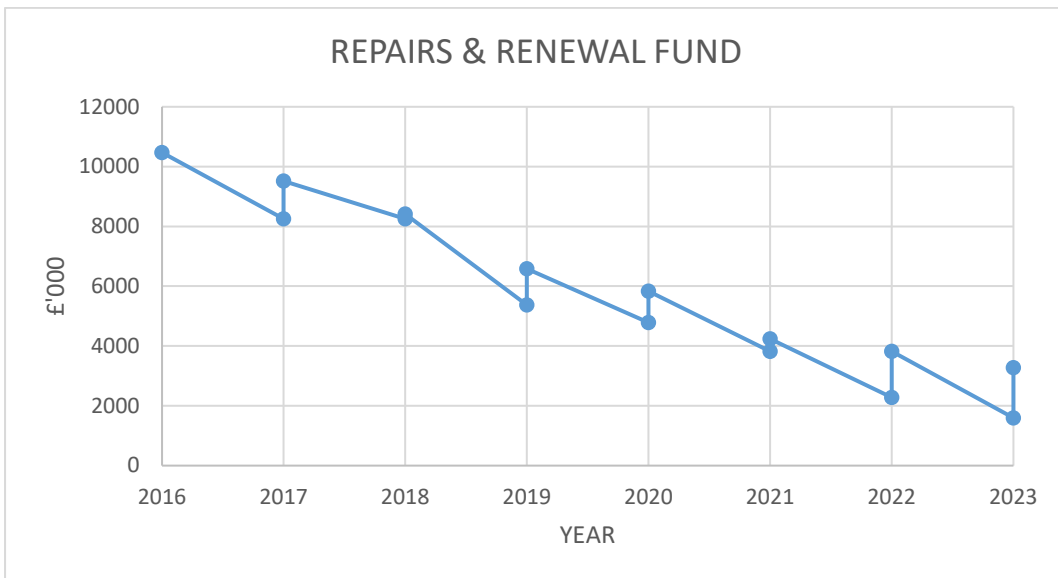
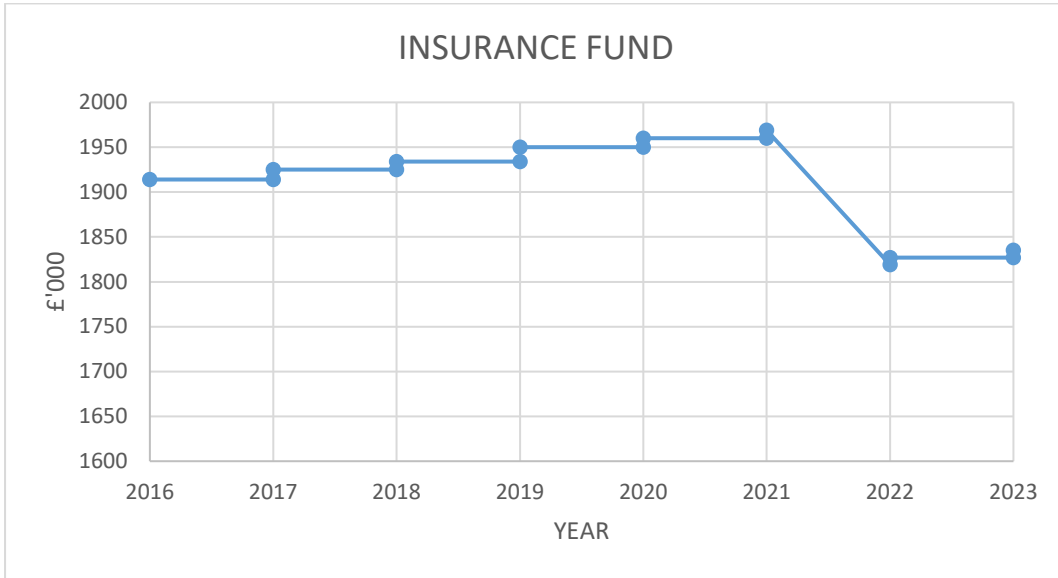
Review/restructure Chief Executive's Office teams	33
ICT Restructure	99
Community Wardens reductions	90
Building Security review	100
Reconfiguration of MART roles	28
Removal of Community Grants budget	14
Review of Revenues, Benefits & Creditors services	74
Realign ELC/School Milk budgets	40
Reduction in Modern Apprenticeships funding	83
School Transport: Removal of FME Transport Additional Eligibility Criteria	15
Reduction in Early Years Change Fund	83
Remove ELC Home Visiting Teacher post	55
Redesign Isobel Mair School Extended School Day Service	5
Redesign Isobel Mair School Extended School Year	62
Reduction in Lowest 20% funding	583
Reduction in Economic Development budget	30
Reduction in Roads/Winter Maintenance budgets	500
	<hr/>
	1,894
	<hr/>
TOTAL PROPOSED SAVINGS	2,312
	<hr/> <hr/>

Additional Investment

New Customer Telecomms system	30
Additional Environmental Health Officer post	36
Local Housing Strategy/Action Plan research & development	30
Additional investment in Legionella/Fire Safety etc.	20
Additional resource to clear Planning backlog	20
	<hr/>
	136
	<hr/>
TOTAL NET SAVINGS TARGET	2,176
	<hr/> <hr/>







BLANK PAGE